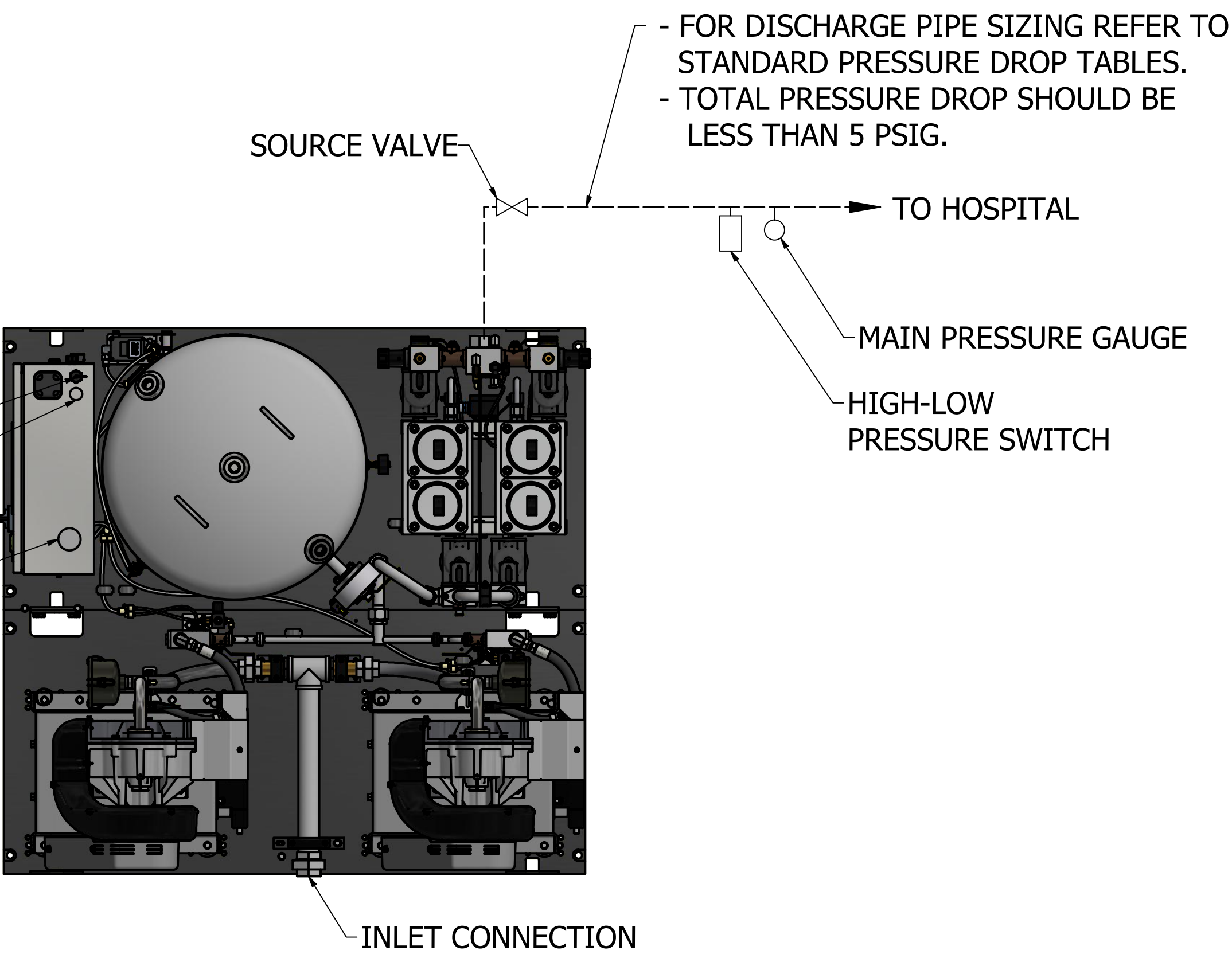


GENERAL NOTES:

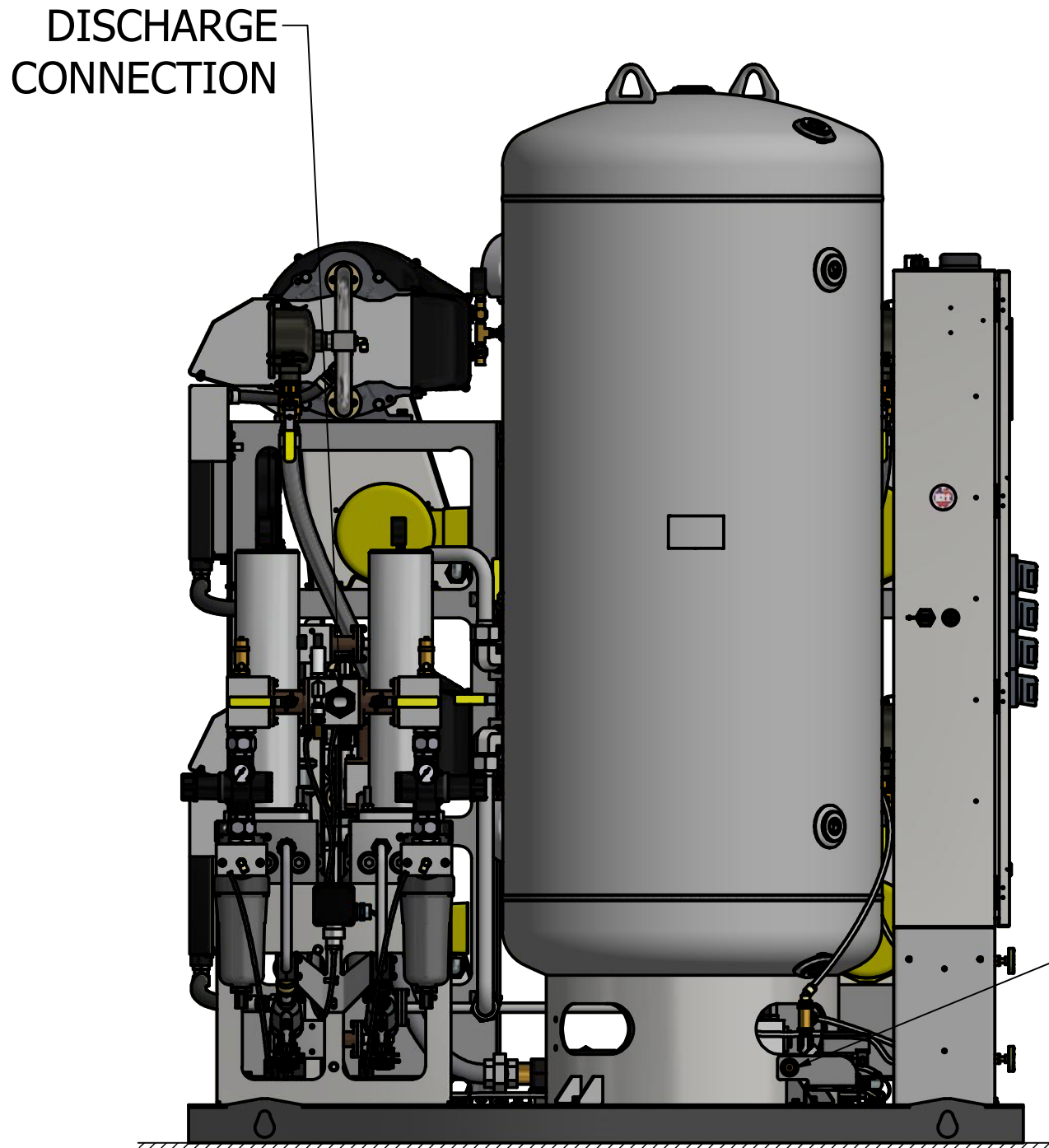
1. ALL INTERCONNECTING PIPE AND FITTINGS SHALL BE INSTALLED BY THE CONTRACTOR.
2. ALL PIPING SHALL BE HARD-DRAWN SEAMLESS TYPE "K" OR "L" COPPER TUBING CONFORMING TO ASTM DESIGNATION B-819.
3. ALL PIPING SHALL BE INSTALLED IN ACCORDANCE WITH NFPA 99. PIPING LAYOUT IS DIAGRAMMATIC ONLY. FINAL ARRANGEMENT WILL BE SITE SPECIFIC. CONTRACTOR WILL BE RESPONSIBLE FOR FIELD VERIFICATION AND COORDINATING ACTUAL LOCATION WITH ALL OTHER TRADES.
4. CONTRACTOR SHALL VERIFY MOTOR VOLTAGE, PHASE, AND AMP RATINGS BEFORE STARTING ELECTRICAL INSTALLATION; AND MAKE CERTAIN THE VOLTAGE SUPPLIED BY THE HOSPITAL IS THE SAME.
5. THE ROOM REQUIRES DEDICATED MECHANICAL VENTILATION WITH AN ALLOWABLE TEMPERATURE VARIANCE OF 40° TO 105°. (FOR HIGHER AMBIENTS, CONSULT FACTORY).
6. ELECTRICAL POWER SHOULD BE SUPPLIED FROM THE EQUIPMENT SYSTEM BRANCH OF THE ESSENTIAL ELECTRICAL SYSTEM (EMERGENCY POWER).
7. EQUIPMENT, INSTALLATION, AND TESTING OF THE MEDICAL AIR SYSTEM SHALL COMPLY WITH NFPA 99, AND ALL STATE AND LOCAL CODES OR ORDINANCES.
8. WHEN DETERMINING THE TOTAL PIPE LENGTH, ADD ALL THE STRAIGHT LENGTHS OF PIPE TOGETHER IN ADDITION TO THE NUMBER OF ELBOWS TIMES THE EFFECTIVE PIPE LENGTH FOR THAT PIPE SIZE.
(SEE EQUIVALENT PIPE LENGTH TABLE & EXAMPLE CALCULATION IN THE O&M MANUAL)
9. ALLOW 36 INCHES IN FRONT OF CONTROL PANEL FOR MAINTENANCE AND VENTILATION, ALL OTHER SIDES REQUIRE 24 INCHES OF CLEARANCE.

INTAKE PIPE SIZE TABLE (SEE NOTE 8)			
UNIT SIZE	PIPE LENGTH		
	0 - 125'	126' - 300'	301' - 400'
QPX 5	2.50"	3.00"	3.50"
	PIPE LENGTH		
	0 - 150'	151' - 350'	351' - 400'
QPX 7.5	3.00"	3.50"	4.00"

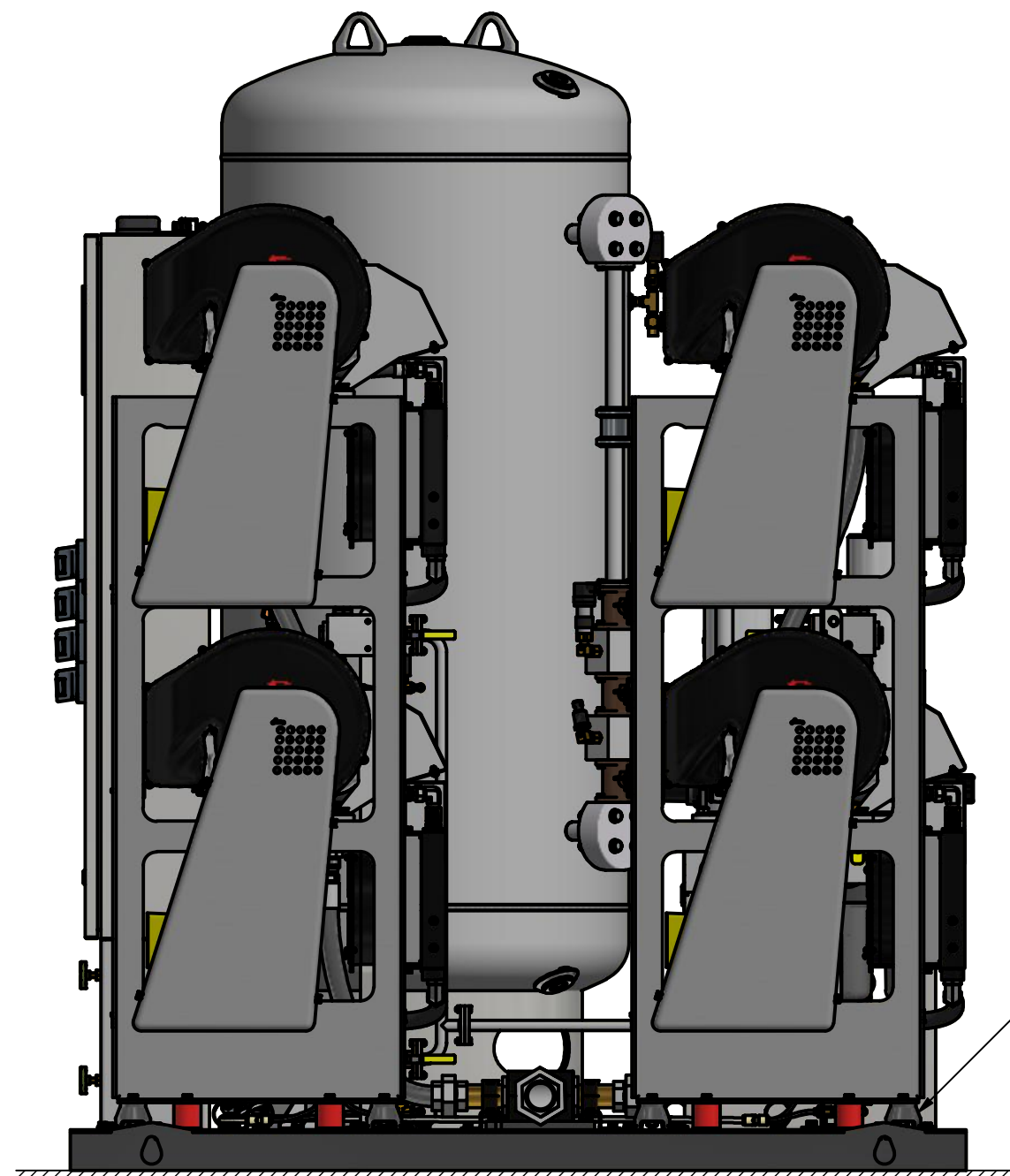
EFFECTIVE PIPE LENGTH FOR ELBOWS				
PIPE SIZE (IN)	2.50" NPT	3.00" NPT	3.50" NPT	4.00" NPT
EFF. PIPE LENGTH (FT)	6.4	7.9	9.4	10



PIPE INTAKE OUTSIDE
TURN DOWN AND SCREEN
PER NFPA 99.
(REFER TO TABLE ABOVE
FOR CORRECT PIPE SIZING).



NO VIBRATION PADS ARE
NECESSARY AT THIS LOCATION



NOTE:

ALL ACCESSORIES, PIPE, AND
FITTINGS BEYOND INLET AND
DISCHARGE PORTS ARE SUPPLIED
AND INSTALLED BY OTHERS.

NO FOUNDATION OR INERTIA PAD IS REQUIRED
(HOUSEKEEPING PAD IS OPTIONAL)

(7.5HP WITH 200 GALLON RECEIVER SHOWN)

Revised: APS	Date: 3/1/2023	Drawn: JDY	Date: 10/28/2009
		This drawing and the information contained thereon remain the property of BeaconMedaes and may not be used for other than the purpose for which it is loaned without the expressed written permission from BeaconMedaes Engineering.	
Description: INST DIA - LL QPX SCROLL AIR SPC 5-7.5Hp NFPA W/ DESC DRYERS		Part Number: 4107 8511 88	Rev: 03
Sheet 1 of 1		DO NOT SCALE THIS DOCUMENT	