

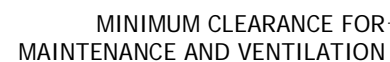


Notes:

1. DISCHARGE CONNECTION HAS INTEGRATED FLEX HOSE DESIGN.
2. SYSTEM WEIGHT: 4940 LBS.
3.  INDICATES LIFTING POINT.
4.  DENOTES CENTER OF GRAVITY.

SYSTEM CONNECTIONS	
ID	DESCRIPTION
D	DISCHARGE LOCATION
C	CONDENSATE DRAIN LOCATION



ELECTRICAL CONNECTION-

ZERO LOSS-
DRAIN VALVE

Ø0.75 -
BOLTDOWN
(16 PLACES)

