

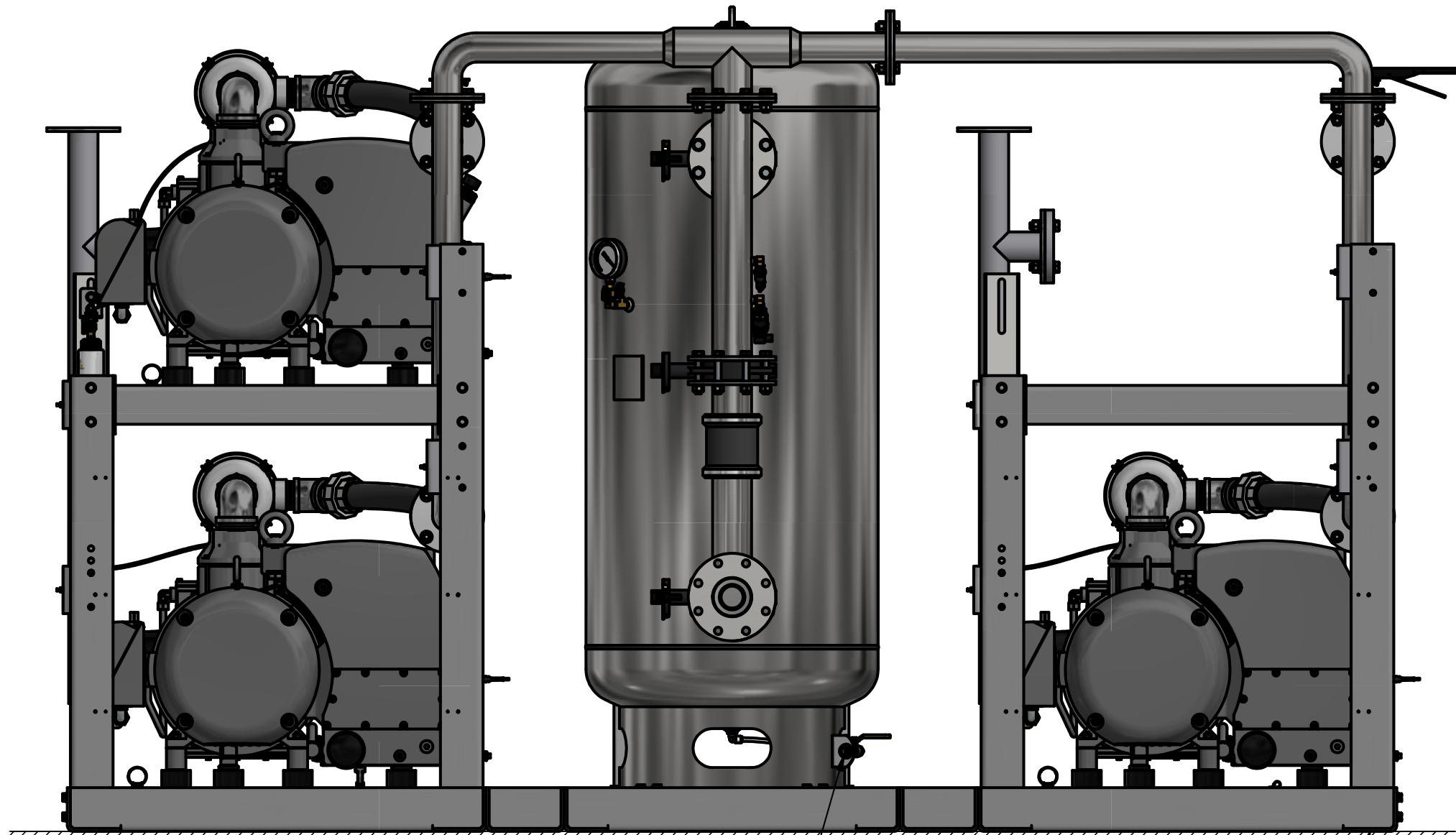
NOTES:

- ALL INTERCONNECTING PIPE AND FITTINGS SHALL BE INSTALLED BY THE CONTRACTOR.
- ALL PIPING SHALL BE INSTALLED IN ACCORDANCE WITH NFPA 99. PIPING LAYOUT IS DIAGRAMMATIC ONLY. FINAL ARRANGEMENT WILL BE SITE SPECIFIC. CONTRACTOR WILL BE RESPONSIBLE FOR FIELD VERIFICATION AND COORDINATING ACTUAL LOCATION WITH ALL OTHER TRADES.
- CONTRACTOR SHALL VERIFY MOTOR VOLTAGE, PHASE AND AMP RATINGS BEFORE STARTING ELECTRICAL INSTALLATION; AND MAKE CERTAIN THE VOLTAGE SUPPLIED BY THE HOSPITAL IS THE SAME.
- THE ROOM REQUIRES DEDICATED MECHANICAL VENTILATION WITH AN ALLOWABLE TEMPERATURE VARIANCE OF 40° TO 105°F. (FOR HIGHER AMBIENTS, CONSULT FACTORY)
- ELECTRICAL POWER SHALL BE SUPPLIED FROM THE EQUIPMENT SYSTEM BRANCH OF THE ESSENTIAL ELECTRICAL SYSTEM (EMERGENCY POWER).
- EQUIPMENT, INSTALLATION, AND TESTING OF THE MEDICAL VACUUM SYSTEM SHALL COMPLY WITH NFPA 99, AND ALL STATE AND LOCAL CODES OR ORDINANCES.
- WIRE LAG PUMP RUNNING ALARM REMOTE CONTACTS IN THIS CONTROL SYSTEM TO MASTER ALARM SYSTEM AS REQUIRED BY NFPA 99.
- ALL ACCESSORIES, PIPE AND FITTINGS, BEYOND INLET AND DISCHARGE PORTS ARE SUPPLIED AND INSTALLED BY OTHERS.
- WHEN DETERMINING THE TOTAL PIPE LENGTH, ADD ALL THE STRAIGHT LENGTHS OF PIPE TOGETHER IN ADDITION TO THE NUMBER OF ELBOWS TIME THE THE EFFECTIVE PIPE LENGTH FOR THAT PIPE SIZE. (SEE EQUIVALENT PIPE LENGTH TABLE & EXAMPLE CALCULATION IN THE O&M MANUAL)

----- FIELD PIPING INLET
===== FIELD PIPING OUTLET

EXHAUST PIPE SIZE TABLE (SEE NOTE 9)		
UNIT SIZE	PIPE LENGTH	
QX 15	0-300'	301'-500'
	5.00" NPT	6.00" NPT
UNIT SIZE	PIPE LENGTH	
QX 20	0-500'	
	6.00" NPT	
UNIT SIZE	PIPE LENGTH	
QX 25	0-300'	301'-500'
	6.00"NPT	8.00" NPT

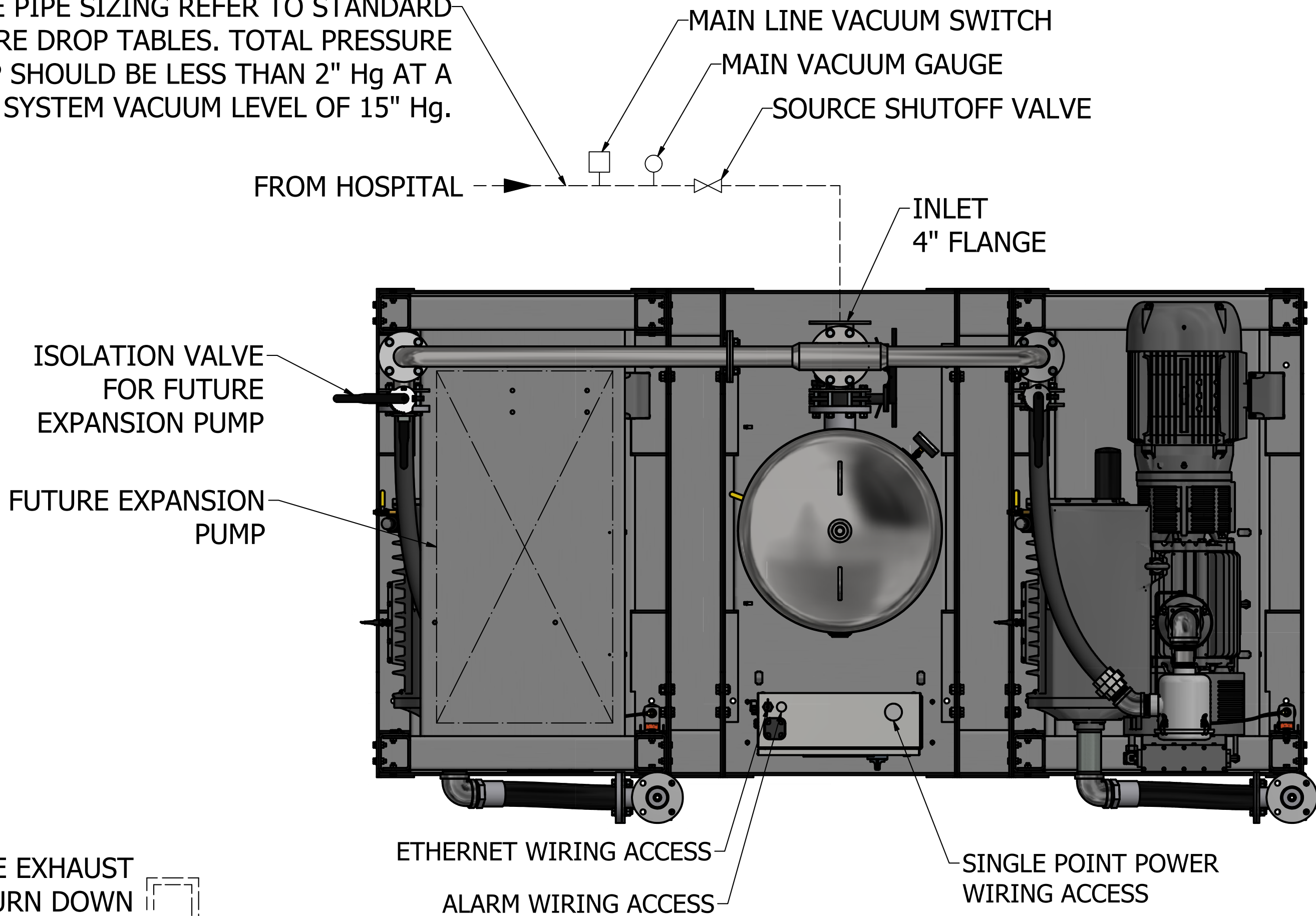
EFFECTIVE PIPE LENGTH FOR ELBOWS				
PIPE SIZE (IN)	4.00" NPT	5.00" NPT	6.00" NPT	8.00" NPT
EFF. PIPE LENGTH (FT)	10	11.9	13.2	14.5



TANK DRAIN CONNECTION

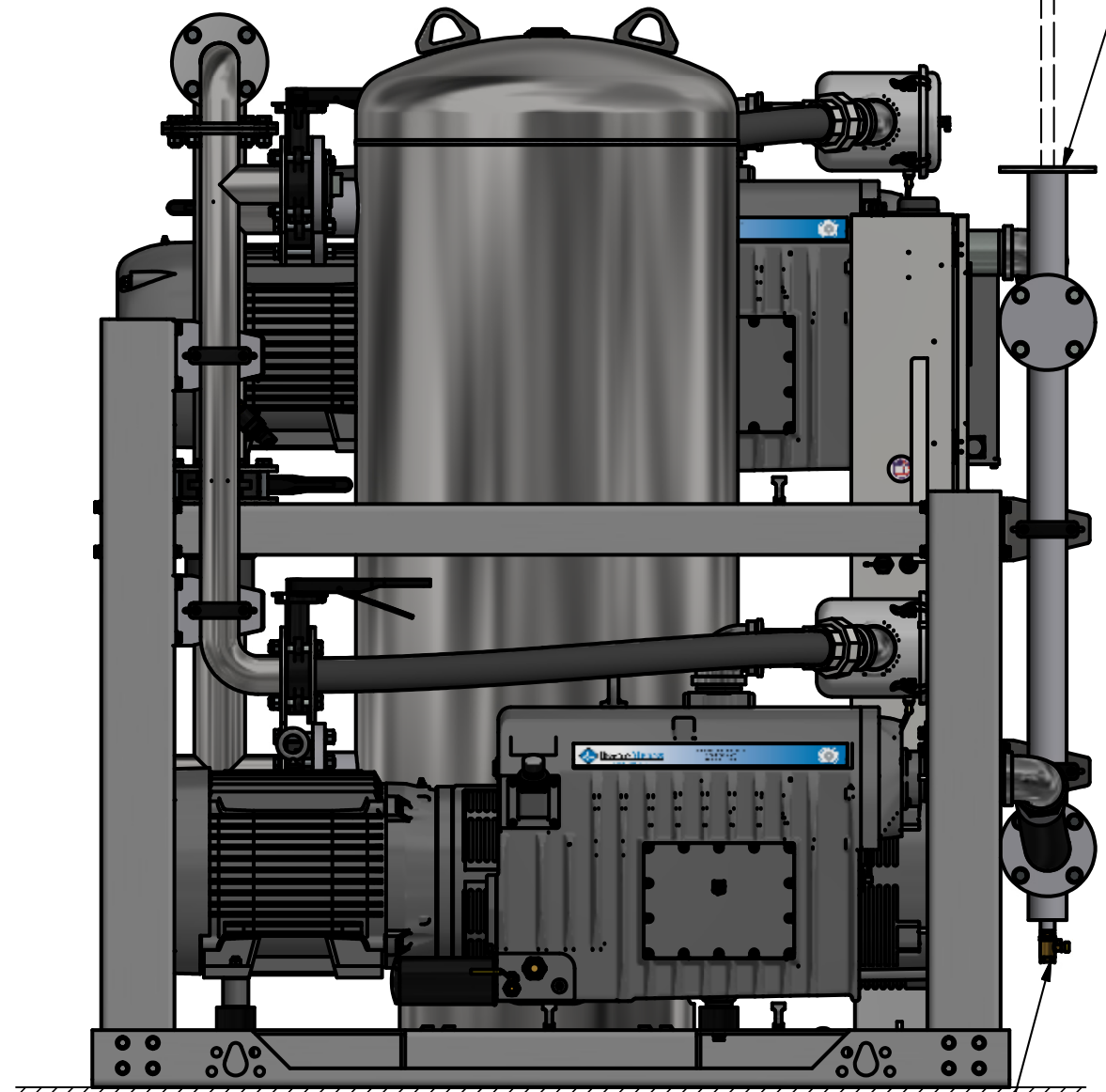
NO VIBRATION PADS ARE NECESSARY AT THIS LOCATION

FOR INTAKE PIPE SIZING REFER TO STANDARD PRESSURE DROP TABLES. TOTAL PRESSURE DROP SHOULD BE LESS THAN 2" Hg AT A SYSTEM VACUUM LEVEL OF 15" Hg.

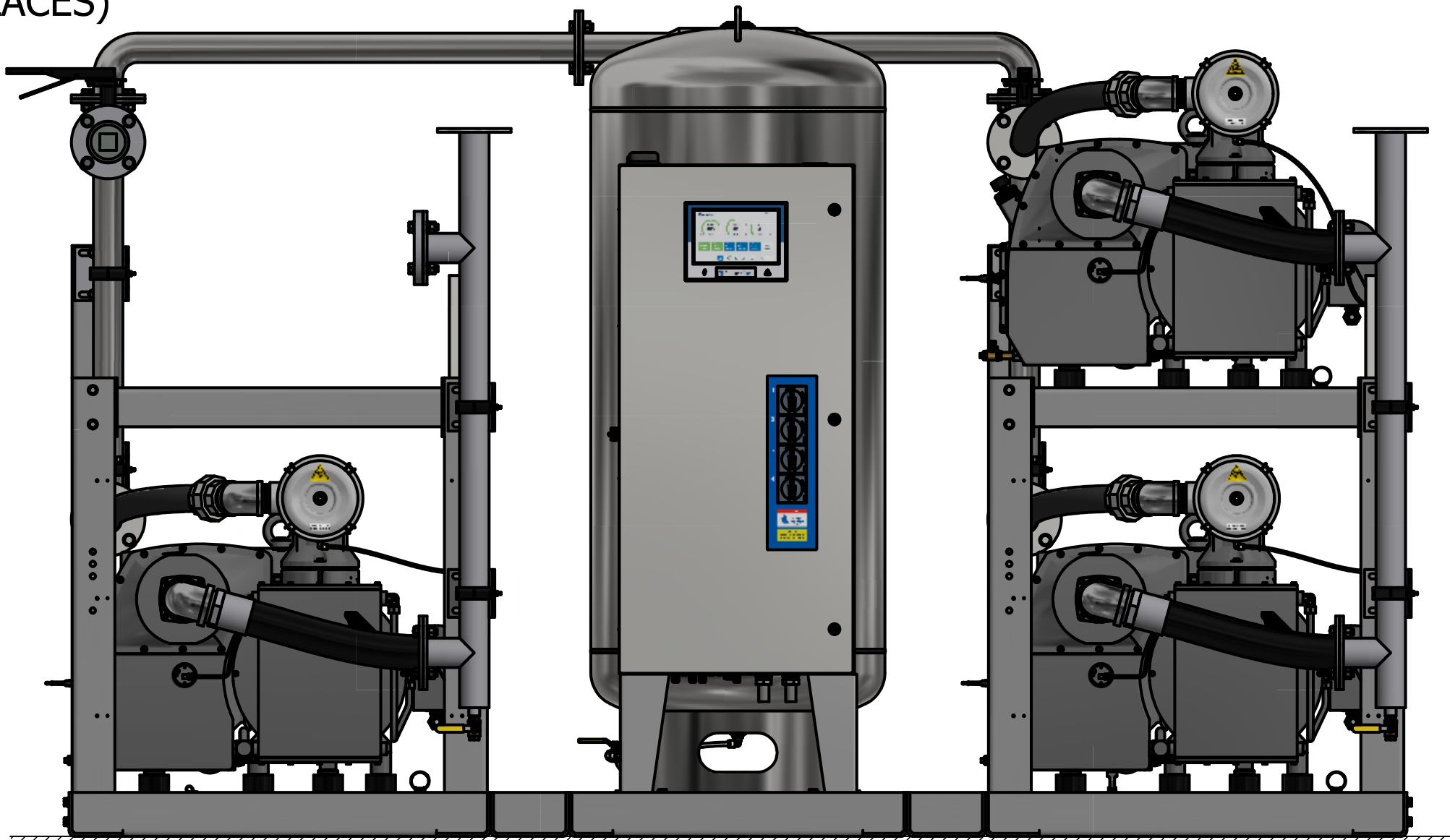


PIPE EXHAUST OUTSIDE, TURN DOWN AND SCREEN PER NFPA 99

DISCHARGE 3" FLANGE (2 PLACES)



DRIP LEG VALVE (2 PLACES)



NO FOUNDATION OR INERTIA PAD IS REQUIRED (HOUSEKEEPING PAD IS OPTIONAL)

Revised: APS	Date: 3/31/2023	Drawn: MDB	Date: 10/21/2010
Description: INSTALLATION DIAGRAM 15-25HP TX-EXP-QX LUBE VAC SPC		Drawing Number: 4107 8523 33	Scale: D
Sheet 1 of 1		Rev: 04	DO NOT SCALE THIS DOCUMENT