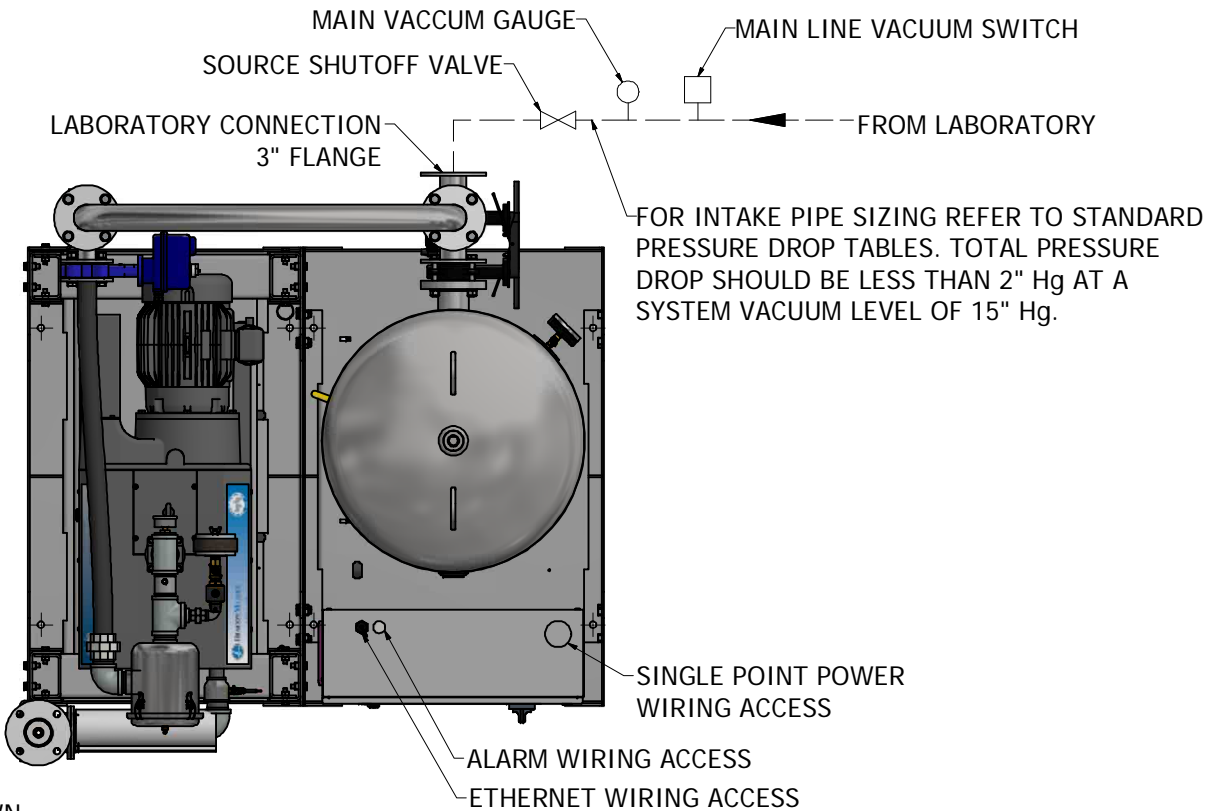


NOTES:

1. ALL INTERCONNECTING PIPE AND FITTINGS SHALL BE INSTALLED BY THE CONTRACTOR.
2. PIPING LAYOUT IS DIAGRAMMATIC ONLY. FINAL ARRANGEMENT WILL BE SITE SPECIFIC. CONTRACTOR WILL BE RESPONSIBLE FOR FIELD VERIFICATION AND COORDINATING ACTUAL LOCATION WITH ALL OTHER TRADES.
3. CONTRACTOR SHALL VERIFY MOTOR VOLTAGE, PHASE AND AMP RATINGS BEFORE STARTING ELECTRICAL INSTALLATION; AND MAKE CERTAIN THE VOLTAGE SUPPLIED BY THE FACILITY IS THE SAME.
4. THE ROOM REQUIRES DEDICATED MECHANICAL VENTILATION WITH AN ALLOWABLE TEMPERATURE VARIANCE OF 40° TO 105°F. (FOR HIGHER AMBIENTS, CONSULT FACTORY)
5. ALL ACCESSORIES, PIPE AND FITTINGS, EXCEPT DISCHARGE SILENCERS, BEYOND INLET AND DISCHARGE PORTS ARE SUPPLIED AND INSTALLED BY OTHERS.
6. ALLOW 36 INCHES IN FRONT OF CONTROL PANEL FOR MAINTENANCE AND VENTILATION, ALL OTHER SIDES REQUIRE 24 INCHES OF CLEARANCE.
7. WHEN DETERMINING THE TOTAL PIPE LENGTH, AND ALL THE STRAIGHT LENGTHS OF PIPE TOGETHER IN ADDITION TO THE NUMBER OF ELBOWS TIMES THE EFFECTIVE PIPE LENGTH FOR THAT PIPE SIZE. (SEE EQUIVALENT PIPE LENGTH TABLE & EXAMPLE CALCULATION IN THE O&M MANUAL)



PIPE EXHAUST
OUTSIDE, TURN DOWN
AND SCREEN PER NFPA 99

3" EXHAUST SILENCER
(1 SUPPLIED WITH UNIT)

DISCHARGE
3" FLANGE

DRIP LEG VALVE

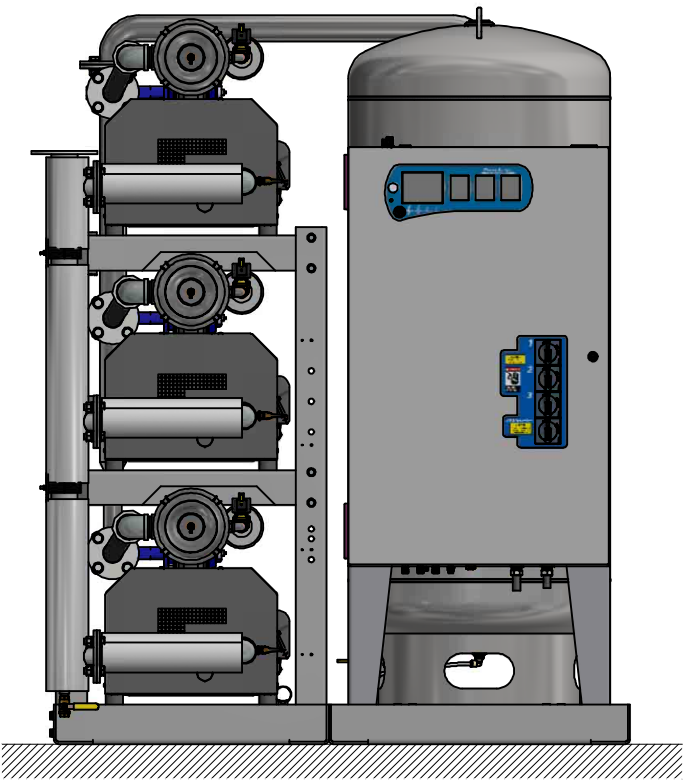
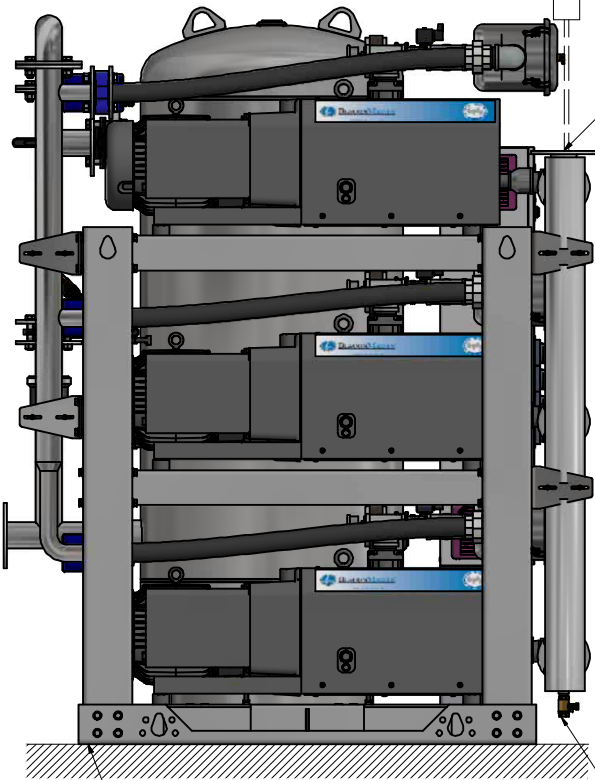
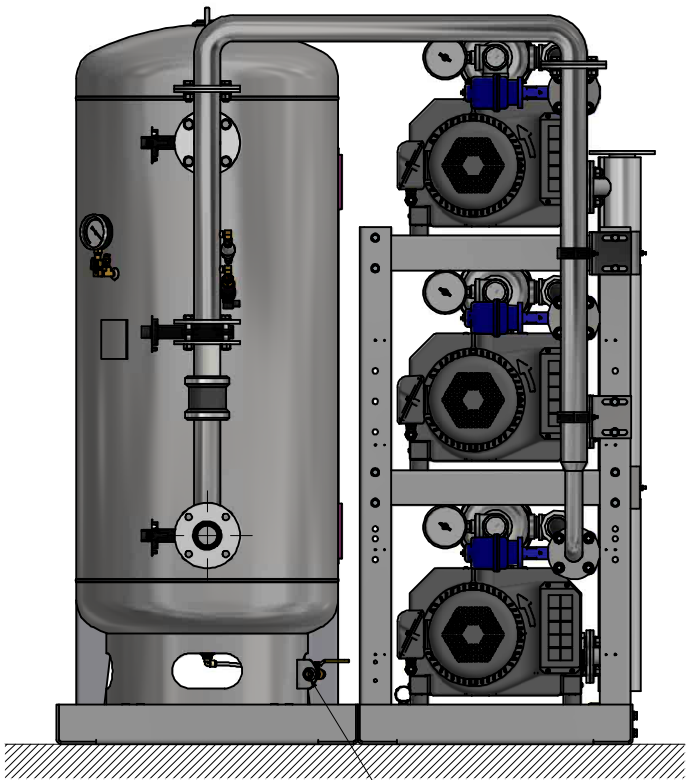
NO VIBRATION PADS
ARE NECESSARY AT THIS LOCATION

NO FOUNDATION OR INERTIA PAD IS REQUIRED
(HOUSEKEEPING PAD IS OPTIONAL)

EXHAUST PIPE SIZE TABLE (SEE NOTE 7)			
UNIT SIZE	PIPE LENGTH		
	0-50'	51'-150'	151'-500'
TX 6.4	2.50" NPT	3.00" NPT	4.00" NPT
UNIT SIZE	PIPE LENGTH		
	0-75'	76'-350'	351'-500'
TX 7.5	3.00" NPT	4.00" NPT	5.00" NPT
UNIT SIZE	PIPE LENGTH		
	0-75'	76'-250'	251'-500'
TX 8.7	3.00" NPT	4.00" NPT	5.00" NPT

EFFECTIVE PIPE LENGTHS FOR ELBOWS				
PIPE SIZE (IN)	2.50" NPT	3.00" NPT	4.00" NPT	5.00" NPT
EFF. PIPE LENGTH (FT)	6.4	7.9	10	11.9

--- FIELD PIPING INLET
=== FIELD PIPING OUTLET



(8.7HP WITH 200 GALLON RECEIVER SHOWN)

Revised: MDB	Date: 07/10/2019	Drawn: MDB	Date: 11/07/2017
		Scale: 1/11	
Description: 6.4-8.7HP TX VSD LAB CLAW VAC SPC STANDARD & O2 ASSURED		Part Number: 4107 8563 13	
Sheet 1 of 1		Rev: 01	