

- Notes:
- DISCHARGE MUFFLER WILL BE SHIPPED LOOSE.
  - DX MODULE W/PANEL WEIGHT: 1,902 LBS.  
DX MODULES WEIGHT: 1,695 LBS. (INCLUDES WEIGHT OF FUTURE EXPANSION PUMP)  
240G TANK WEIGHT: 713 LBS
  - ⊠ INDICATES LIFTING POINT.
  - DENOTES CENTER OF GRAVITY. (INCLUDES WEIGHT OF EXPANSION PUMP)

ID	SYSTEM CONNECTIONS
I	DESCRIPTION
I	INLET LOCATION
D	DISCHARGE LOCATION
C	CONDENSATE DRAIN LOCATION
T	TANK DRAIN

ELECTRICAL CONNECTION

FUTURE EXPANSION PUMP

MINIMUM CLEARANCE FOR MAINTENANCE & VENTILATION

Ø0.75 BOLTDOWN (8 PLACES)

REMOVE JUNCTION BOX BEFORE LIFTING

OUTLET 3" FLANGE

RECEIVER BYPASS VALVE

HOSPITAL CONN. 3" FLANGE

MANUAL DRAIN CONN. 1/2" NPT (FEMALE)

0.56 X 0.88 SLOT ON 26.00 DIA. B.C. EQUALLY SPACED (4 PLACES)

240 GAL VACUUM RECEIVER  
3" FLANGED CONNECTIONS  
(SCALE 1:11)

CONTROL CABINET

INLET 2" FLANGE (2PLACES)

REMOVE INTAKE MANIFOLD BEFORE LIFTING

DISCHARGE 2" FLANGE


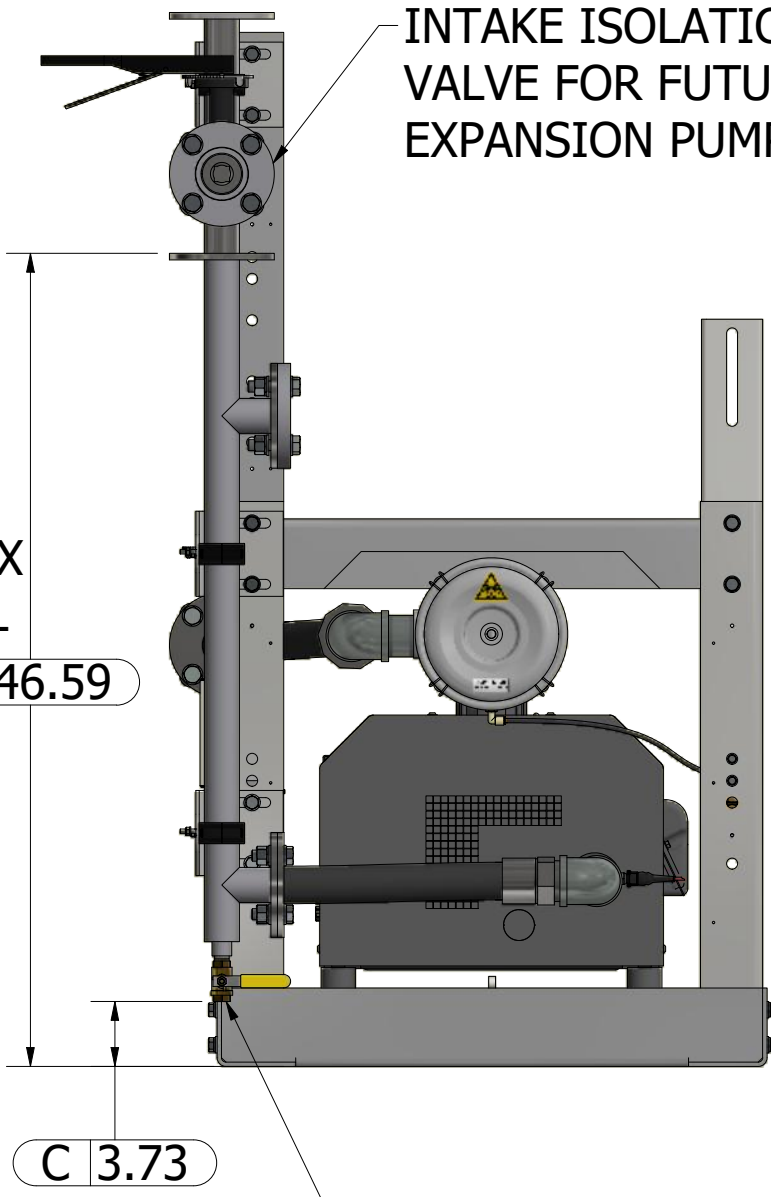
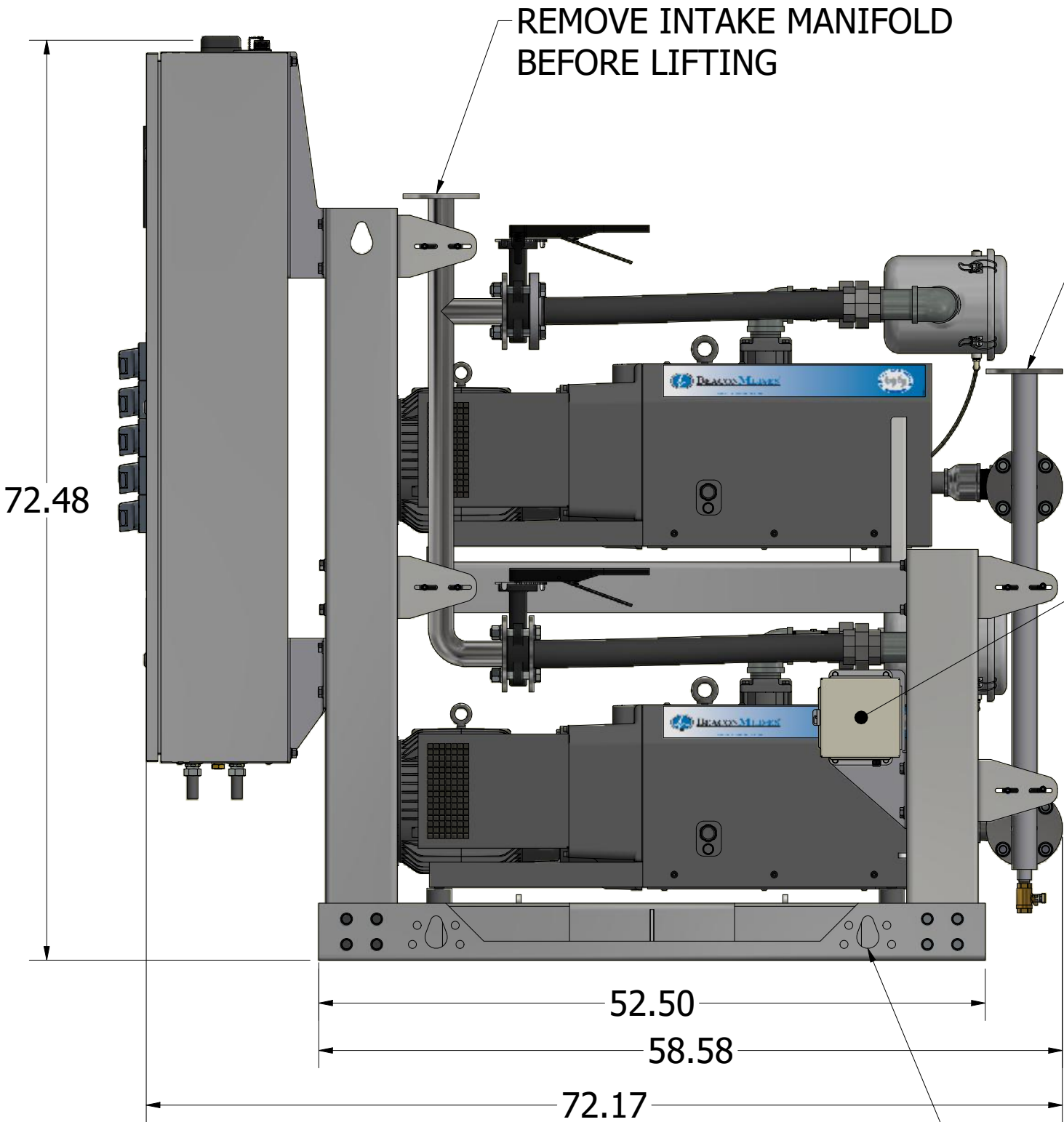
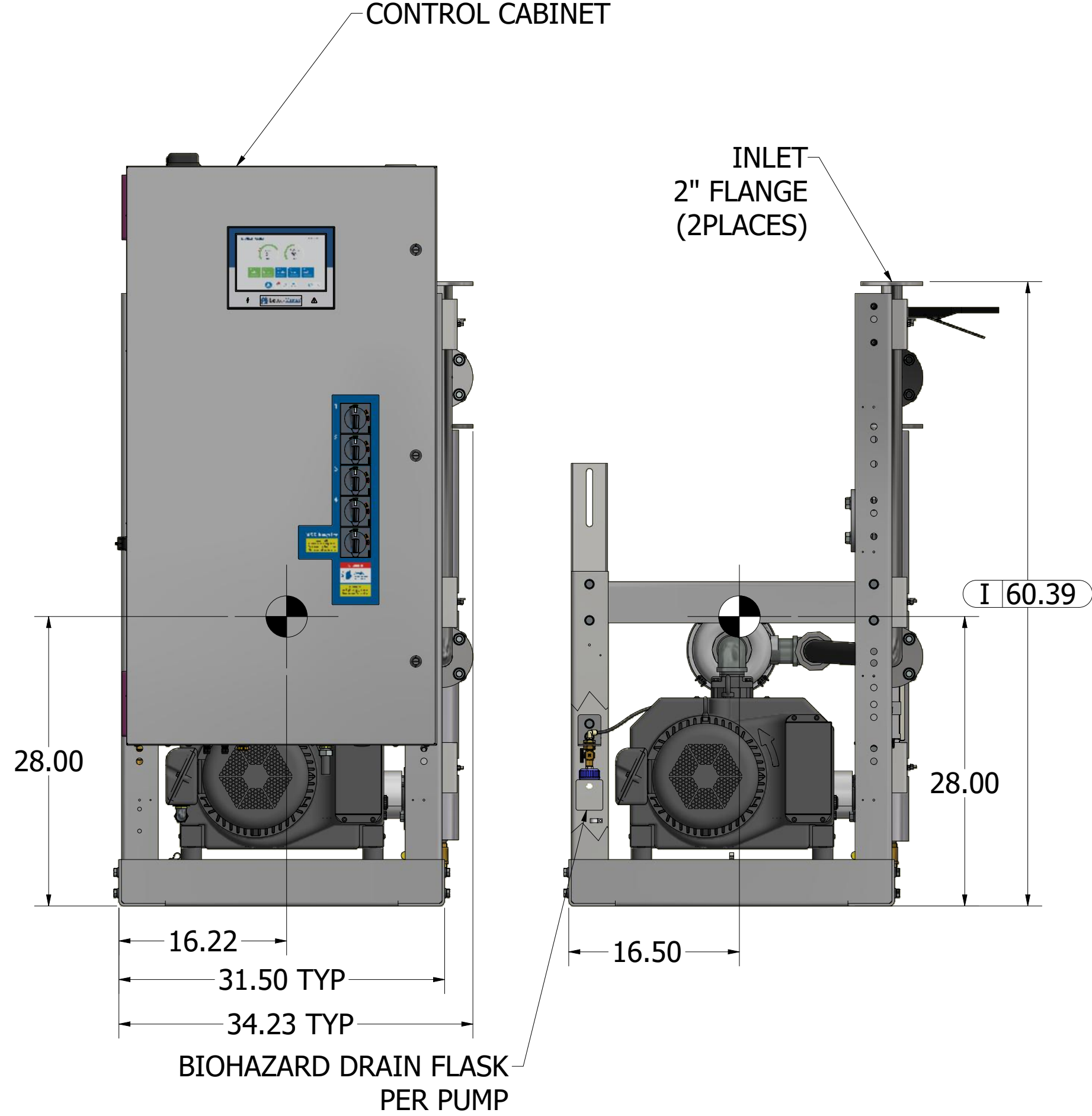
JUNCTION BOX FOR CONTROL WIRING

INTAKE ISOLATION VALVE FOR FUTURE EXPANSION PUMP

HEPA INTAKE FILTER PER PUMP

MANUAL CONDENSATE DRAIN, TYP

INTEGRATED LIFTING EYES



Revised: LHG	Date: 11-29-2023	Drawn: BJM	Date: 07-08-2010
BEACONMED-ES		Scale: D	
Description: GENERAL ASSEMBLY 8.7HP TX-X-QX CLAW VSD VAC MOD 240G RECEIVER STANDARD AND O2 ASSURED		Part Number: 4107 8515 64	
DN: HOP230420		Rev: 03	
Sheet 1 of 1		DO NOT SCALE THIS DOCUMENT	