



This drawing and the information contained thereon remain the property of BeaconMedaes and may not be used for other than the purpose for which it is loaned without the expressed written permission from BeaconMedaes Engineering.

## LINE KEY

| SUPPLIED BY BEACONMEDAES |       |
|--------------------------|-------|
| 24V AC                   | ..... |
| CAN COMMUNICATION CABLE  | ..... |

| SUPPLIED BY OTHERS |         |
|--------------------|---------|
| CONDENSATE DRAIN   | - - - - |
| COPPER TUBE        | _____   |

SOURCE VALVE  
BY OTHERS

MAIN PRESSURE GAUGE  
BY OTHERS

HIGH-LOW  
PRESSURE SWITCH  
BY OTHERS

TO FACILITY  
(SEE NOTE 10)

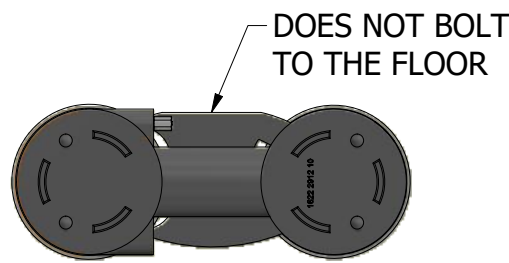
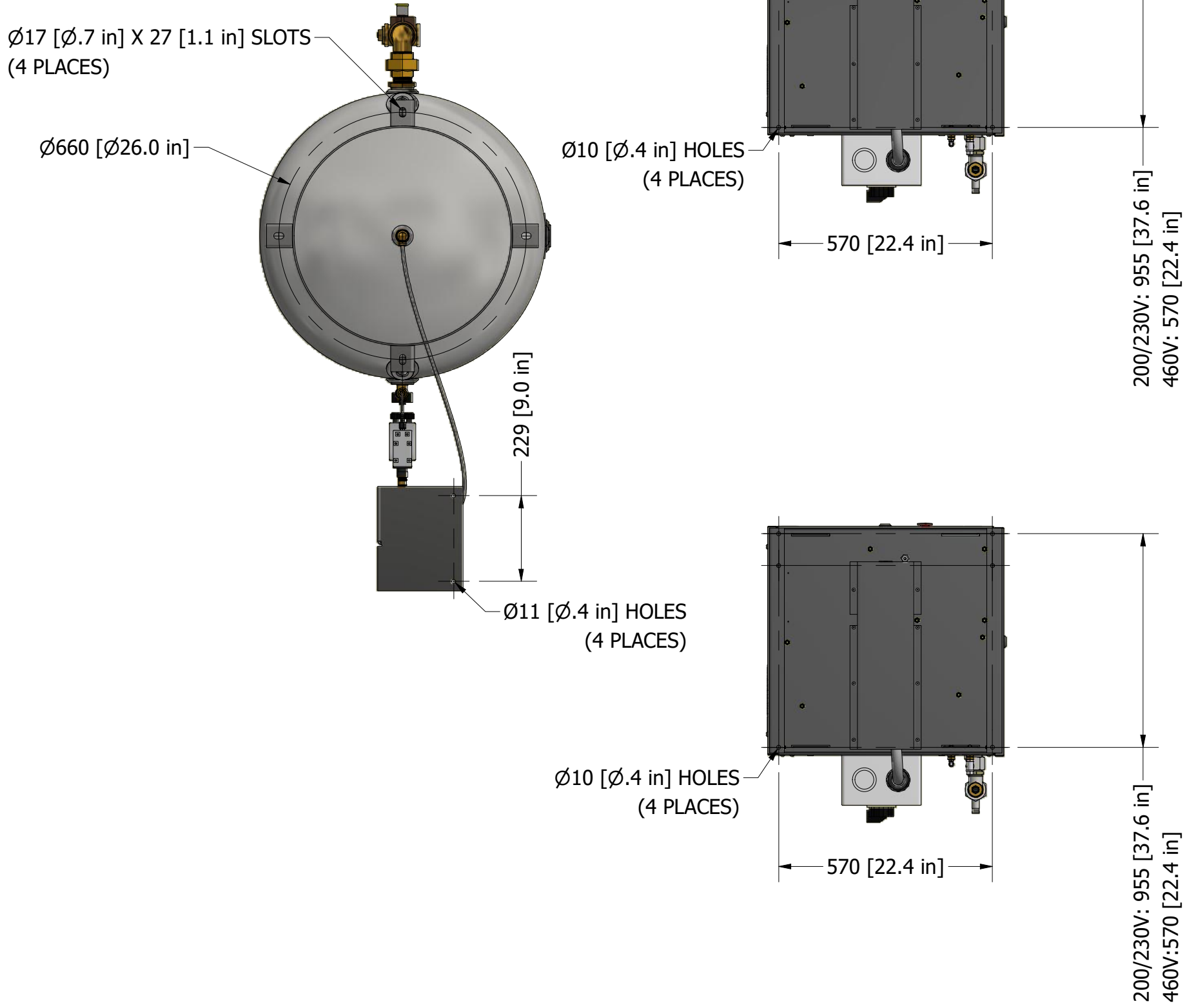
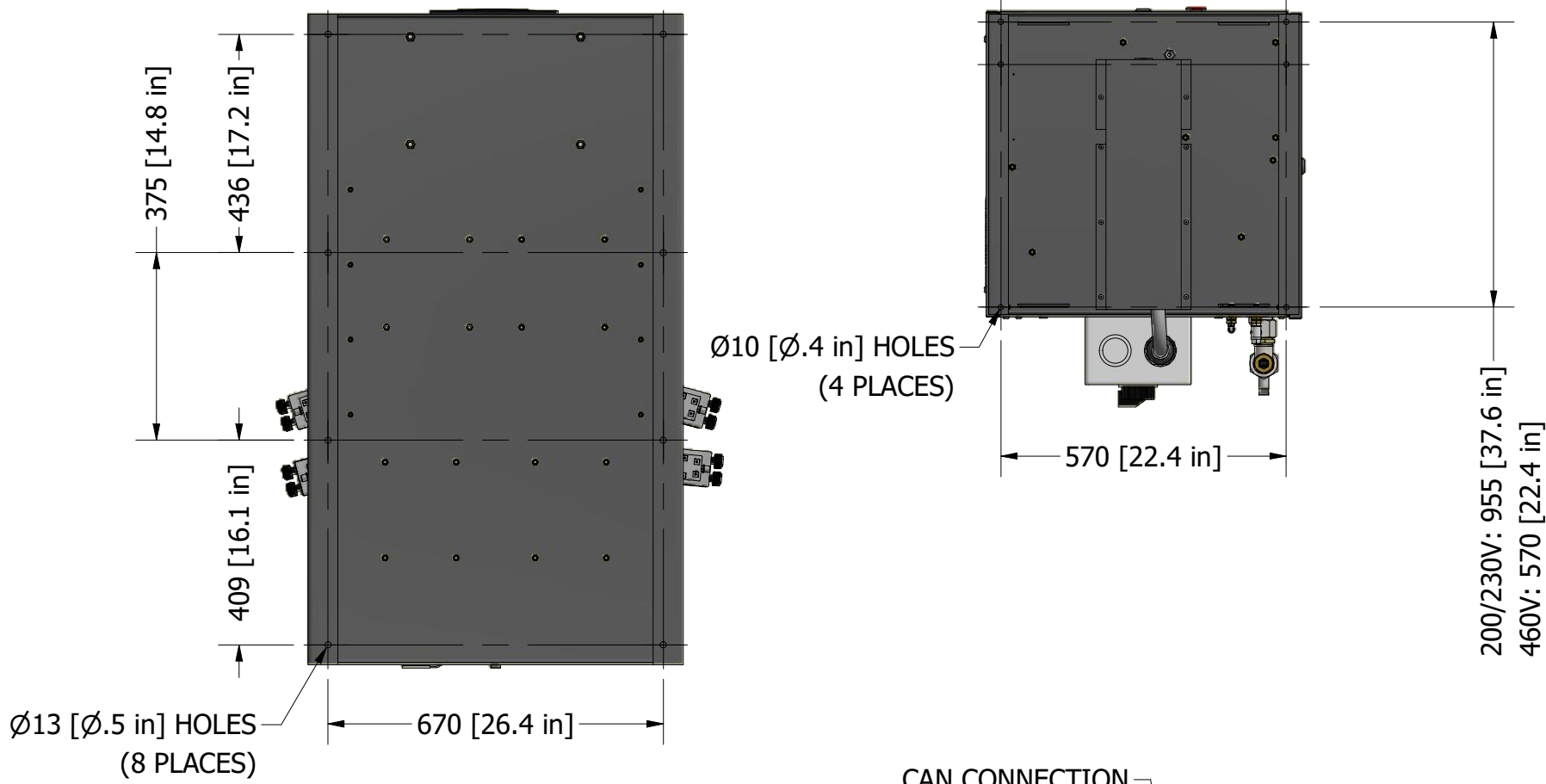
TO WASTE DRAIN  
(SEE NOTE 12)

208/230/460V/3-PHASE/60HZ  
ELECTRICAL CONNECTION  
Ø50 [Ø2.0 in] HOLES  
BY OTHERS

208/230/460V/3-PHASE/60HZ  
ELECTRICAL CONNECTION  
Ø50 [Ø2.0 in] HOLE  
BY OTHERS

208/230/460V/3-PHASE/60HZ  
ELECTRICAL CONNECTION  
Ø50 [Ø2.0 in] HOLE  
BY OTHERS

## ANCHOR BOLT LOCATIONS



INSPECTION CHECKLIST  
UNLESS OTHERWISE SPECIFIED:

ALL ITEMS MARKED BY ONE OF THE ABOVE SYMBOLS ARE TO BE INSPECTED

EQUIPMENT TO BE USED DURING RECEIVING INSPECTION SHALL BE PER QUALITY SYSTEM PROCEDURES

|   |                 |   |                  |
|---|-----------------|---|------------------|
| Revised: GTM  | Date: 3/25/2022 | Drawn: SMB  | Date: 12/13/2019 |
| BEACONMEDAES  |                 | UNLESS OTHERWISE SPECIFIED ALL DIMENSIONS ARE IN INCHES AND TOLERANCES ARE:<br>XXX ±.10<br>XXX±.005 |                  |
| Description:<br>DWG INST TX 10-20HP<br>INSTRUMENT AIR MODULAR |                 | Drawing Number:<br>4107 8572 20   |                  |
| DN:<br>HOP200346  |                 | Rev:<br>03  |                  |
| Sheet 2 of 2  |                 | DO NOT SCALE THIS DOCUMENT  |                  |