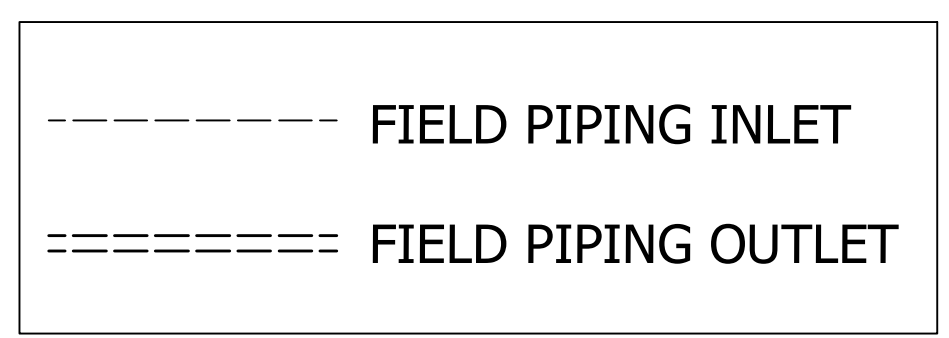
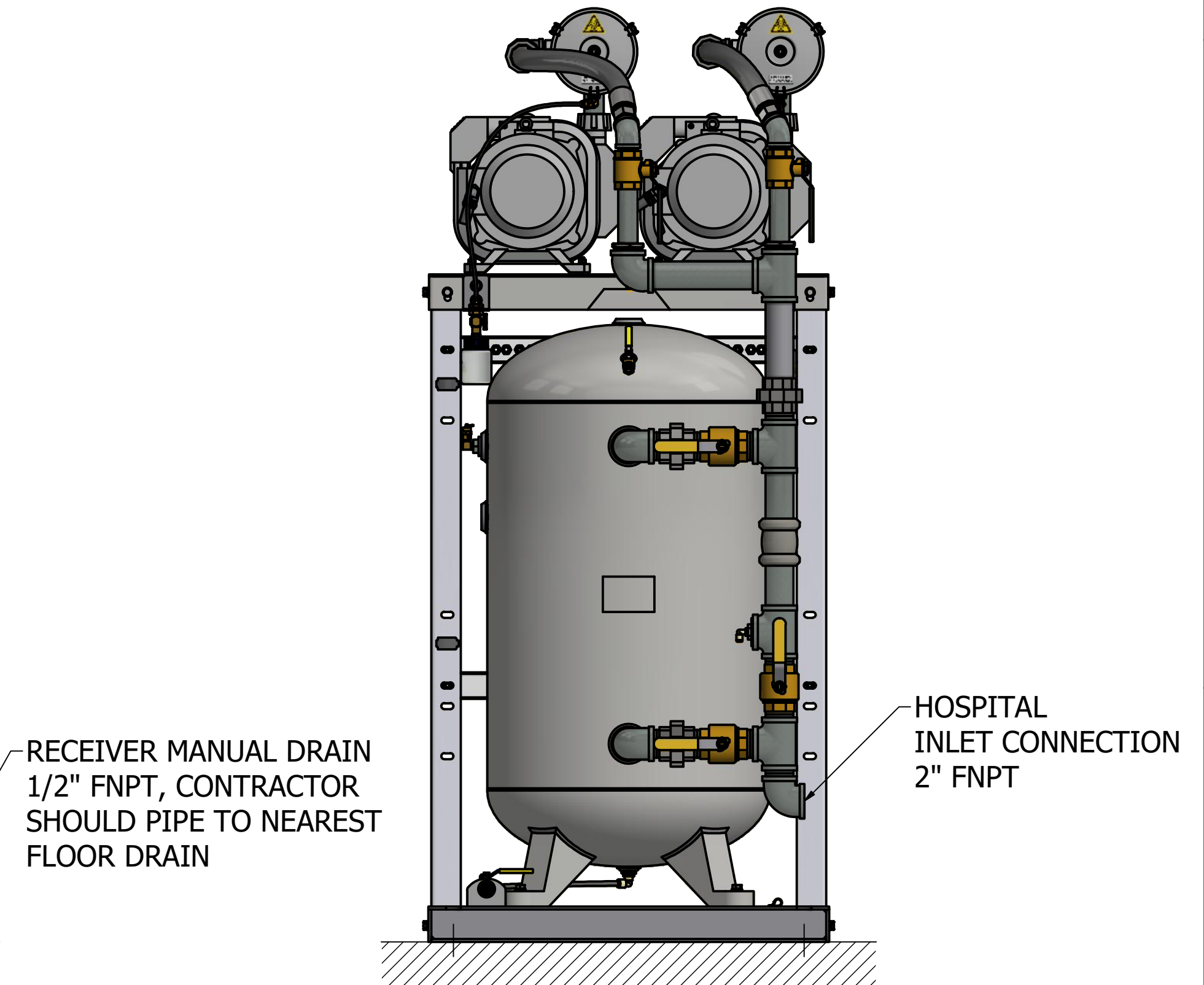
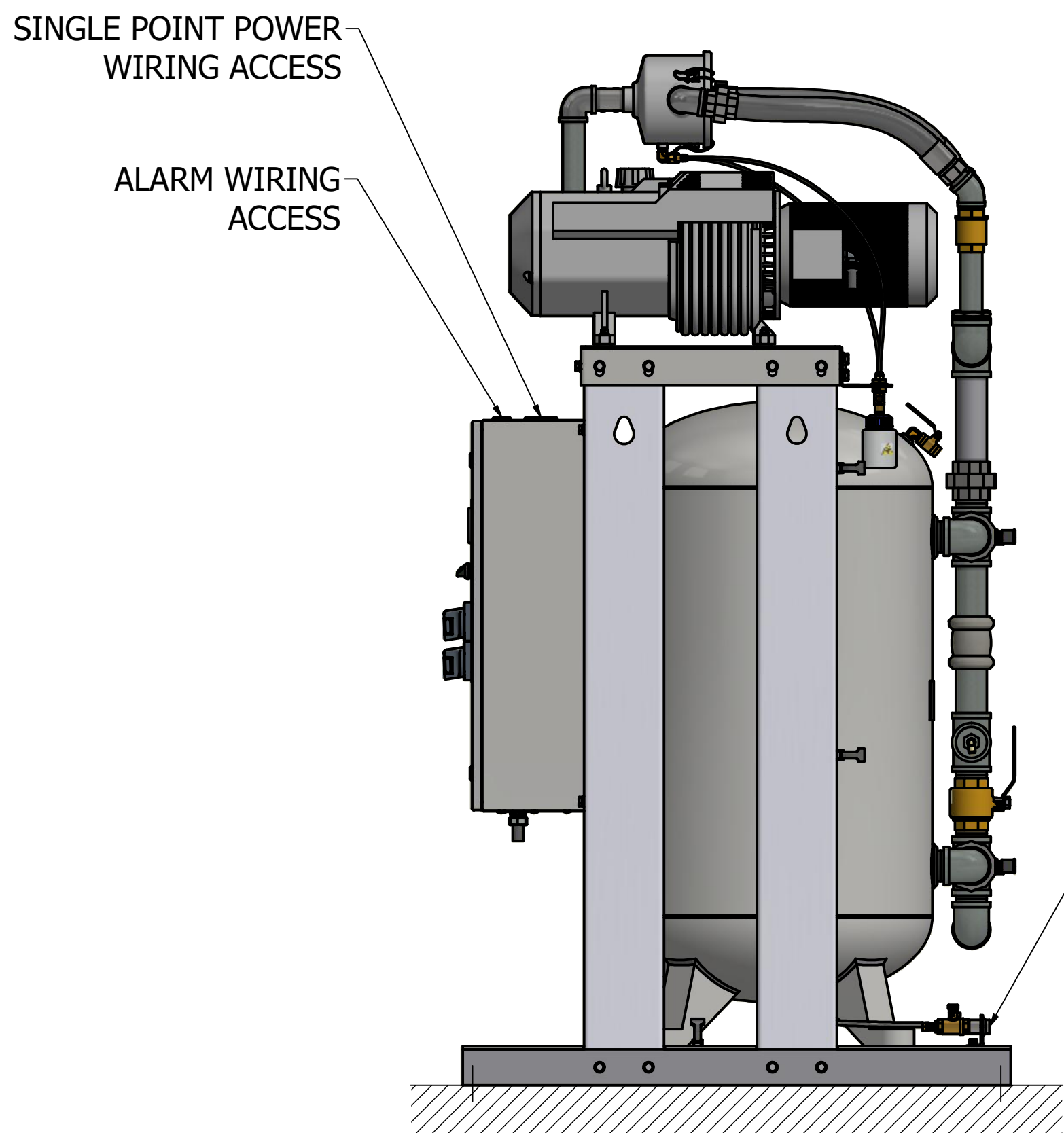
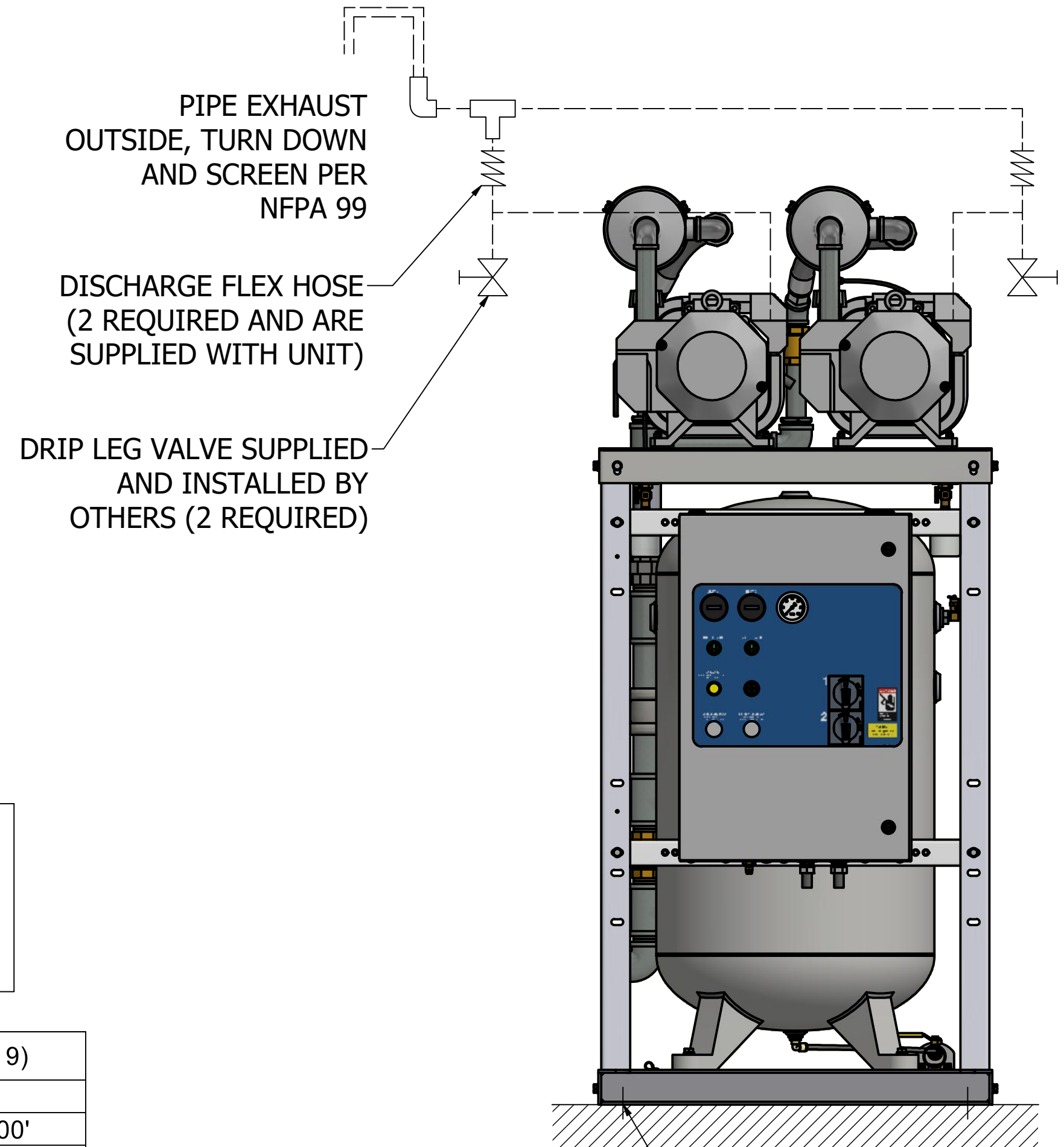
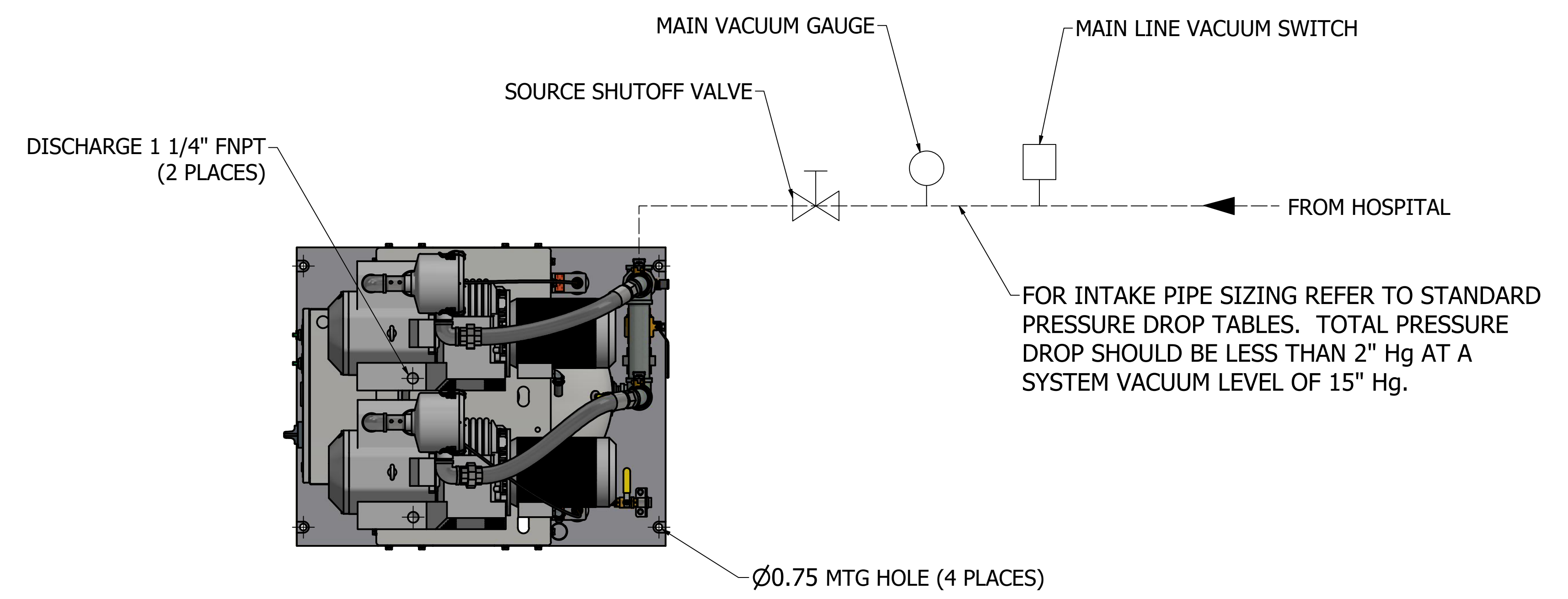


This drawing and the information contained thereon remain the property of BeaconMedaes and may not be used for other than the purpose for which it is loaned without the expressed written permission from BeaconMedaes Engineering.

NOTES:

1. ALL INTERCONNECTING PIPE AND FITTINGS SHALL BE INSTALLED BY THE CONTRACTOR.
2. ALL PIPING SHALL BE INSTALLED IN ACCORDANCE WITH NFPA 99. PIPING LAYOUT IS DIAGRAMMATIC ONLY. FINAL ARRANGEMENT WILL BE SITE SPECIFIC. CONTRACTOR WILL BE RESPONSIBLE FOR FIELD VERIFICATION AND COORDINATING ACTUAL LOCATION WITH ALL OTHER TRADES.
3. CONTRACTOR SHALL VERIFY MOTOR VOLTAGE, PHASE AND AMP RATINGS BEFORE STARTING ELECTRICAL INSTALLATION; AND MAKE CERTAIN THE VOLTAGE SUPPLIED BY THE HOSPITAL IS THE SAME.
4. THE ROOM REQUIRES DEDICATED MECHANICAL VENTILATION WITH AN ALLOWABLE TEMPERATURE VARIANCE OF 40° TO 105°F. (FOR HIGHER AMBIENTS, CONSULT FACTORY)
5. ELECTRICAL POWER SHOULD BE SUPPLIED FROM THE EQUIPMENT SYSTEM BRANCH OF THE ESSENTIAL ELECTRICAL SYSTEM (EMERGENCY POWER).
6. EQUIPMENT, INSTALLATION, AND TESTING OF THE MEDICAL VACUUM SYSTEM SHALL COMPLY WITH NFPA 99 AND ALL STATE AND LOCAL CODES OR ORDINANCES.
7. WIRE LAG PUMP RUNNING ALARM REMOTE CONTACTS IN THIS CONTROL SYSTEM TO MASTER ALARM SYSTEM AS REQUIRED BY NFPA 99.
8. ALL ACCESSORIES, PIPE AND FITTINGS EXCEPT DISCHARGE FLEX HOSE BEYOND INLET AND DISCHARGE PORTS ARE SUPPLIED AND INSTALLED BY OTHERS.
9. WHEN DETERMINING THE TOTAL PIPE LENGTH, ADD ALL THE STRAIGHT LENGTHS OF PIPE TOGETHER IN ADDITION TO THE NUMBER OF ELBOWS TIME THE EFFECTIVE PIPE LENGTH FOR THAT PIPE SIZE. (SEE EQUIVALENT PIPE LENGTH TABLE & EXAMPLE CALCULATION IN THE O&M MANUAL)
10. ALWAYS CONSIDER SURROUNDING OCCUPANCIES FOR ALL ROTATING EQUIPMENT. ADDITIONAL ISOLATION/VIBRATION TRANSLATION REQUIREMENTS DUE TO SYSTEM LOCATION SHOULD BE DETERMINED AND PROVIDED BY OTHERS.



EXHAUST PIPE SIZE TABLE (SEE NOTE 9)

UNIT SIZE	PIPE LENGTH	
	0' - 300'	301' - 500'
DPX 5 HP	2.00" NPT	3.00" NPT

EFFECTIVE PIPE LENGTH TABLE FOR ELBOWS

PIPE SIZE (IN)	2.0" NPT	3.0" NPT
EFFECTIVE PIPE LENGTH (FT)	4.9	7.9

NO VIBRATION PADS ARE NECESSARY AT THIS LOCATION

Revised: a00568722	Date: 11-10-2023	Drawn: JOL	Date: 09-07-2015
		This drawing and the information contained thereon remain the property of BeaconMedaes and may not be used for other than the purpose for which it is loaned without the expressed written permission from BeaconMedaes Engineering.	
Description: INSTALLATION DIAGRAM DX 5HP DRY VTM V 80G BASIC		Part Number: 4107 8554 19	Scale: 1/10
Sheet 1 of 1	Rev: 03	DO NOT SCALE THIS DOCUMENT	