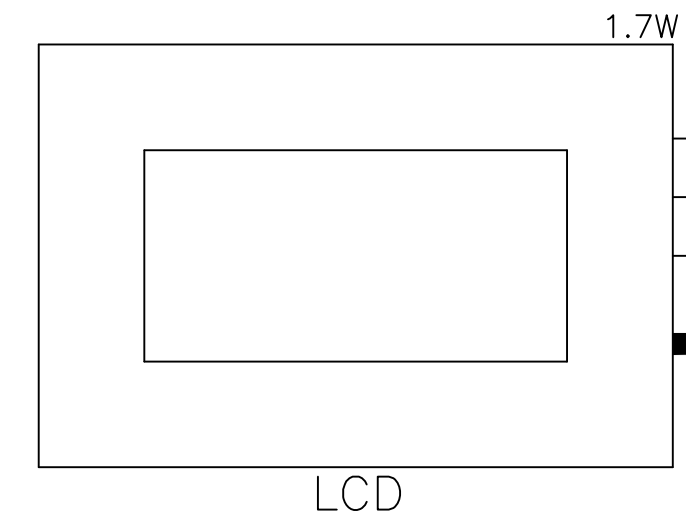


Notes:

1. MAIN DISCONNECT PROVIDED BY OTHER.
2. FIELD WIRING TO BE COPPER RATED FOR 75°C MINIMUM.
3. - - - - INDICATES FIELD WIRING OUTSIDE OF CABINET.
4. ALR-1 & ALR-2 PROGRAM NUMBER: 4107 6004 07



115 / 230 VAC  
1 Ø  
50 - 60 Hz

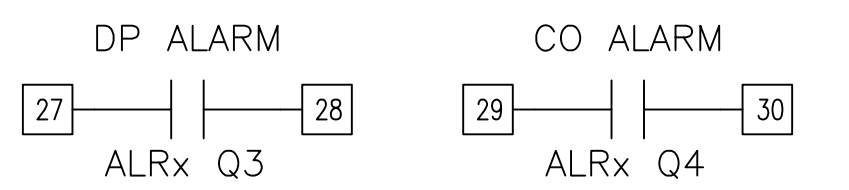
14GA. BLK THHN WIRE

TOTAL SYSTEM FLA	
VOLTAGE	FLA AMPS
120	2.6 AMPS
240	1.2 AMPS

FUSE SELECTION  
(MAX SIZES SHOWN)

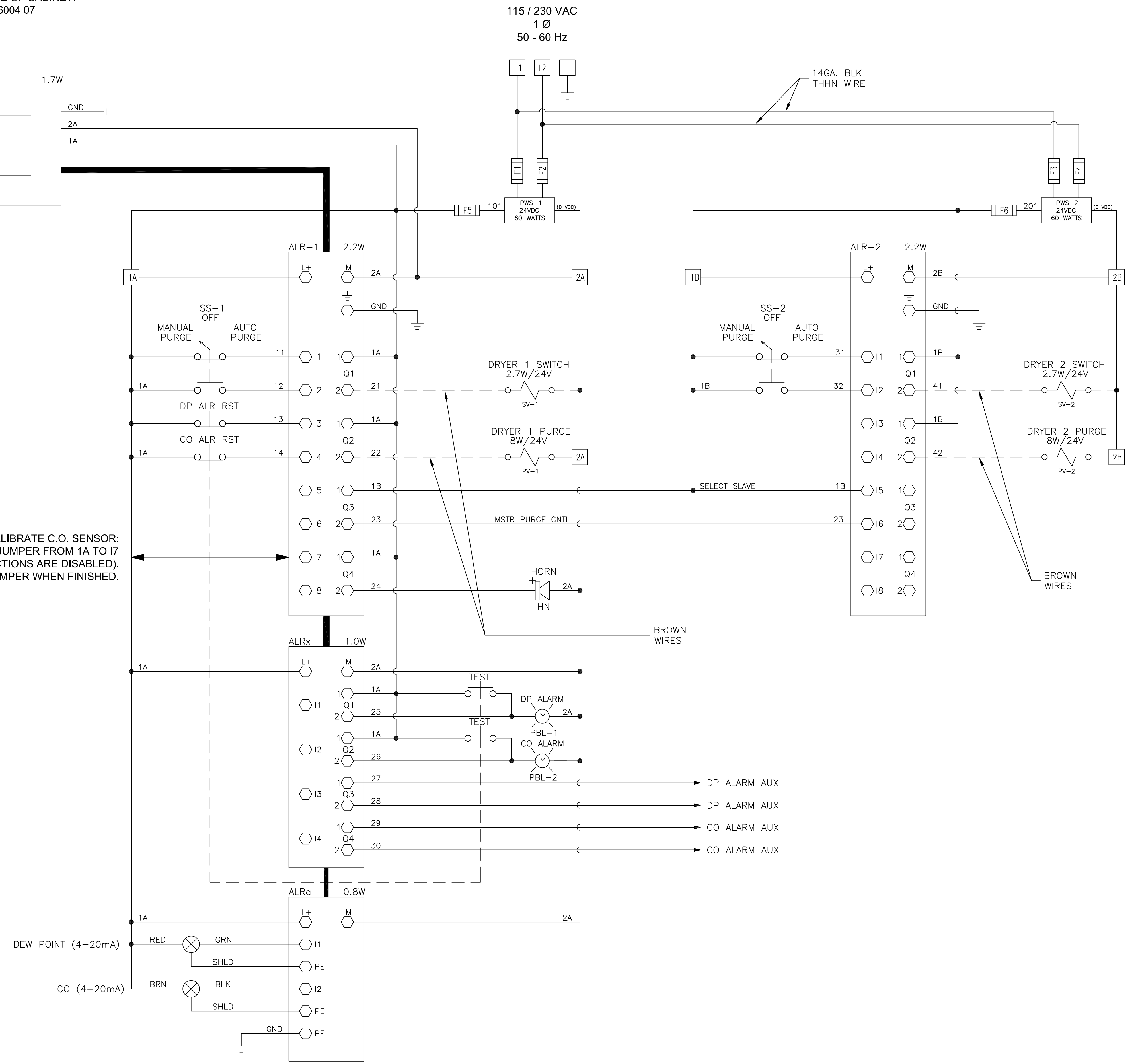
FUSE	120V	240V
F1-F4	6.3 AMP	6.3 AMP
F5/F6	1.25 AMP	1.25 AMP

AUXILIARY CONTACTS



CONTACTS CLOSED DURING  
NORMAL OPERATION

TO CALIBRATE C.O. SENSOR:  
INSTALL JUMPER FROM 1A TO I7  
(ALARM FUNCTIONS ARE DISABLED).  
REMOVE JUMPER WHEN FINISHED.



Revised: MDB	Date: 01/10/22	Drawn: JAH	Date: 07/12/12
This drawing and the information contained thereon remain the property of BeaconMedes and may not be used for other than the purposes for which it is loaned without the expressed written permission from BeaconMedes Engineering.			Scale: NTS
Description: <b>DWG WIRING CONTROL DX DRYER W/ CO 120 / 240 VAC</b>		Part Number: <b>4107 8540 78</b>	
DN: HOP220016		Rev: 05	
Sheet 1 of 1		DO NOT SCALE THIS DOCUMENT	