



BEACONMEDÆS®

Part of the Atlas Copco Group

*Life
is in the
details.®*



Lubricated Rotary Vane Vacuum



Lubricated Rotary Vane Medical Vacuum

System Start Up

Your BeaconMedaes Lubricated Rotary Vane Vacuum plant includes the official start up by a BeaconMedaes service technician. With critical functions relying on your medical vacuum system, it's essential to have proper installation and functionality from start up.

- Proper system operation is assured
- Time and money savings if problems occur at start up
- Elimination of potential warranty issues in the future

Preventive Maintenance

The efficient operation and service friendly design of the Lubricated Rotary Vane Vacuum plant keep maintenance interventions to a minimum. Effective service access combined with extended service intervals reduces maintenance downtime and increases vacuum availability.

- Low level of consumable parts
- Direct access to all service points
- Service warning function available via the TotalAlert Embedded controller
- BeaconMedaes Planned Maintenance Program available

Multiple Configurations

BeaconMedaes offers the Lubricated Rotary Vane Medical Vacuum System in a variety of formats to match your specific space and capacity requirements.

- For applications where space is a factor, select from vertical micro, tank mount or horizontal stack mount configurations
- Single Point Connection base mount systems in all sizes 5 HP through 25 HP
- Modular base mount systems to accommodate unique space requirements in sizes from 5 HP to 15 HP



Tank Mount



Vertical Micro



Horizontal Stack



Single Point Connection



Modular

Lubricated Rotary Vane Vacuum

Power ¹		System Capacity ²	
HP	KW	SCFM@19" Hg	lpm@450 mmHg
DUPLEX TANK MOUNT			
2	1.5	7	198
3	2.2	11	311
4	3.0	17	481
5	4.0	26	736
DUPLEX VERTICAL MICRO			
1.5	1.5	7	198
2	2.2	11	311
DUPLEX HORIZONTAL STACK			
3	2.2	17	481
5	4.0	37	1,047
7.5	5.5	52	1,472
DUPLEX MODULAR OR SINGLE POINT CONNECTION			
5	4.0	37	1,047
7.5	5.5	52	1,472
10	7.5	77	2,180
TRIPLEX MODULAR OR SINGLE POINT CONNECTION			
5	4.0	74	2,095
7.5	5.5	104	2,945
10	7.5	154	4,361
QUADRUPLEX MODULAR OR SINGLE POINT CONNECTION			
5	4.0	111	3,143
7.5	5.5	156	4,417
10	7.5	231	6,541
DUPLEX SINGLE POINT CONNECTION			
15	11.0	111	3,143
20	15.0	137	3,879
25	18.0	168	4,757
TRIPLEX SINGLE POINT CONNECTION			
15	11.0	222	6,287
20	15.0	274	7,759
25	18.0	336	9,515
QUADRUPLEX SINGLE POINT CONNECTION			
15	11.0	333	9,430
20	15.0	411	11,639
25	18.0	504	14,273

Notes:

1. Power is nameplate motor HP and not necessarily the exact draw of the vacuum pump. KW are a conversion from horsepower.
2. All capacities are shown as NFPA system capacities (reserve vacuum pump on standby).

BeaconMedaes

Part of the Atlas Copco Group
 1800 Overview Drive, Rock Hill, SC 29730
 Tel: 888.4MEDGAS (463. 3427)
www.beaconmedaes.com



Lubricated Rotary

Simple Design, Proven Reliability

Your **BeaconMedæx** Lubricated Rotary Vane Vacuum pumps are single stage, air-cooled and direct driven. The compact, simple design allows for low maintenance, quiet operation, and long lasting operation.

- Oil mist eliminator for 99.9% oil-free exhaust, ensuring that oil does not escape into the discharge piping
- Deep vacuum makes the lubricated vane the right technology for high altitudes
- Direct drive means there are no belts and gears to loosen or wear
- Sizes available from 1.5 HP through 25 HP in multiple configurations for maximum sizing flexibility



Duplex System- Single Point Connection

Key Features on Lubricated Rotary Vane Medical Vacuum Systems



TotalAlert Embedded Control Panel

The TotalAlert Embedded control panel features an intrinsically safe 24V within the panel. Service personnel are at less risk while performing maintenance tasks within the control panel. With the addition of the TotalAlert Embedded control boards, there is even less wiring in the control panel.



Electrical Connections

The control panel comes pre-drilled

to make the electrical connections as safe and quick as possible. Connections for main power, alarm contacts, and Ethernet are all easily accessible.




Discharge Manifold

Discharge manifold with a true single point connection to the exhaust piping. Features a factory installed drip leg with ball valve and stainless steel braided flex hoses.

Redundancy

Nothing is more important from your system than non-interrupted vacuum service. **BeaconMedæx** ensures there will not be service interruptions even in extreme circumstances with features such as a backup vacuum switch.



Disassembly of System

The larger systems can quickly be disassembled for transport through standard-sized doorways for installation. Reassembly requires few steps with mistake-free reconnections

ensuring your system is wired exactly as it was intended.


Serviceability

The longevity and performance efficiency of the Lube Vane System depends on a proper maintenance program.

From pumps placement to the maintenance activity section of the controls, serviceability remains a key design element of the Lube Vane systems.



ry Vane Vacuum



Touchscreen Functionality

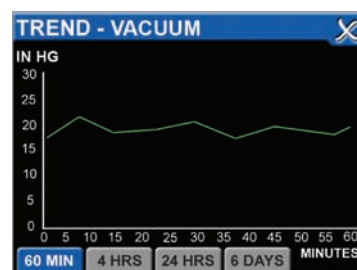
The Lube Vane LifeLine Medical Vacuum systems feature high-detail touchscreen controls. All systems incorporate a large "system" screen with additional "unit" screens for each pump/motor combination. Easy-to-read color graphics and icons make navigation simple and display the system's vital information.

- Motion sensor activates touchscreens, preserving the screen life
- Self-diagnostic alerts to inform you of potential system problems before becoming alarm/shutdown conditions
- Maintenance alerts to keep your vacuum system services on schedule

TotalAlert Embedded

The TotalAlert Embedded controls enable you to network your Lube Vane system with your TotalAlert alarm panels through your facility's Ethernet. By simply connecting the control panel to an Ethernet hub, you can monitor the system remotely from any computer on the facility's network. No additional wiring, no additional software - all inclusive out of the gate.

- Text/e-mail alerts and alarms notify the right people immediately
- Ethernet communication compatible with TotalAlert alarm systems
- Download and save event logs for alarm and service history



Trend screens for historical analysis of problems or potential problems.


SERVICE ITEM	DUE IN
CHECK OIL LEVEL	-5 DAYS
UNIT OIL KIT	97 HOURS
UNIT BASIC KIT	358 DAYS
UNIT EXT KIT	723 DAYS

Service screens with countdown timers and alerts for upcoming maintenance items.

DATE/TIME	EVENT
2009-08-26 16:40	POWER RESET
2009-08-22 11:03	SHUTDOWN RESET - UNIT 1
2009-08-22 10:59	SHUTDOWN - UNIT 1 - DISCHARGE TEMP
2009-08-16 14:21	ALARM RESET - SYSTEM
2009-08-16 14:19	ALARM - SYSTEM - LAG ALARM

Separate event logs for alarm and service history.

TotalAlert Embedded Network



The TotalAlert Embedded network puts all of the information from your source equipment and alarms at your fingertips. Each unit comes fully equipped with an embedded web server - all you have to do is plug it into the facility's Ethernet and pull up the unique web address on any web browser on the network.

All devices communicate with each other through the Ethernet. Access the event logs of each device, see the pertinent information and statistics, view trends right from your desktop or any computer in the facility. Each device is capable of sending text/e-mail alerts for all warnings and alarms.

