

Pneumatically Retractable Medical Ceiling Column

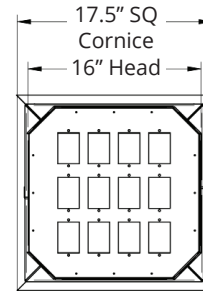
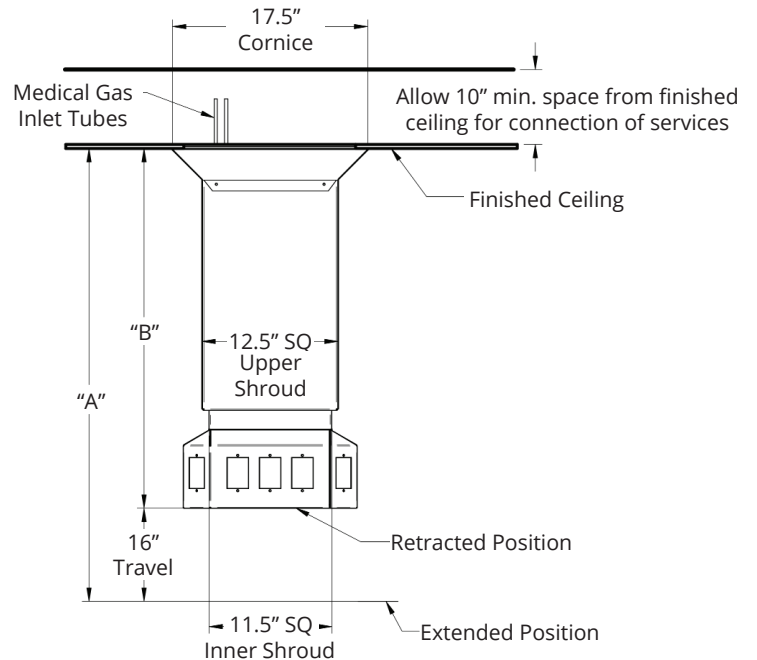
SPECIFICATION

Pneumatically Retractable Medical Ceiling Column

Model Number CCP2-XX-YY

The column shall be 12.5" square and fabricated from steel, with all edges and surfaces having a powder coat finish. Two (2) 17.5" cornices shall be provided to trim the upper column shroud to the finished ceiling. The cornices shall have 1/2" adjustment to compensate for variations in the finished ceiling thickness. The shrouds shall be removable for inspection of piping and internal wiring. The entire column shall be supported from a seven gauge steel mounting plate. The mounting plate shall have four (4) 3/4" diameter holes, one in each corner for attachment to structural ceiling support provided by others. Structural supports for the column shall be securely attached to structural members and be capable of supporting a minimum 400 lb load. Gas outlets shall be supplied with hose assemblies that attach to inlet tubes with 1/2" OD (3/8" nominal) type K copper extension tubes to allow for silver solder connection to the piping system. Copper tubing shall extend a minimum of 7" from the upper mounting plate. The column shall be operated by 185 psig maximum, 40 psig minimum, Nitrogen or Instrument Air.

BeaconMedaes ceiling columns will accommodate Series B Diameter Index Safety System (DISS), Geometric, Pin Index or Latch type, quick connect medical outlets. Electrical outlets can be hospital grade duplex or Hubbelock® receptacles. Bottom and side mounted services shall be as shown on the reverse side.

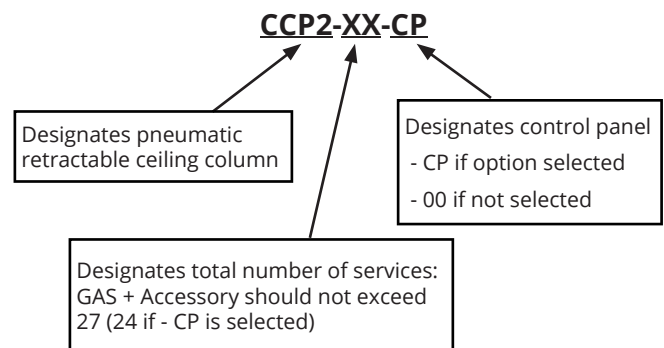


Pneumatically Retractable Ceiling Column (Select column size based on ceiling height)			
Model Number	Minimum Suggested Ceiling Height	Extended Column Length "A"	Retracted Column Length "B"
CCP2-XX-YY	<input type="checkbox"/> 9'-0"	48-1/2"	32-1/2"
	<input checked="" type="checkbox"/> 9'-6"	54-1/2"	38-1/2"
	<input type="checkbox"/> 10'-0"	60-1/2"	44-1/2"

NOTES:

- All dimensions are approximate and subject to change. Required installation dimensions are included in instructions supplied with the ceiling column.
- NFPA 99 2018 (5.1.5.17) states that where installed in a down-facing position, such as in a ceiling or ceiling columns, station outlets/inlets shall be DISS connectors.
- Rough-Ins can be shipped early on an as-needed basis. Contact the factory for further assistance.

Model Numbering Scheme



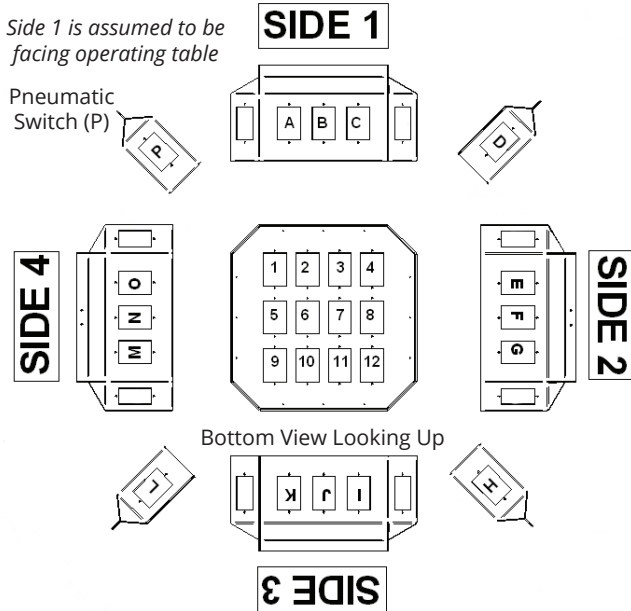
Pneumatically Retractable Medical Ceiling Column

Ceiling columns are manufactured to customer specifications. The drawing indicates the possible locations of services. Select the services desired and fill in the appropriate location, number or letter (A through P or 1 through 10) in the charts below. Multiple locations for a particular service may be selected.

Number of Columns _____ Column Length Retracted _____ Model Number _____

Project Name _____

Approved by _____ Date _____



Control Panel ¹ (Circle Gas Service and Side)					
Nitrogen	Instrument Air	Side 1	Side 2	Side 3	Side 4

NOTES:

1. BeaconMedaes requires a signed, approved copy of this specification before fabrication will begin.
2. NFPA 99 2018 (5.1.5.17) states that where installed in a down-facing position, such as in a ceiling or ceiling columns, station outlets/inlets shall be DISS connectors.
3. Blank cover plates are supplied for locations with a specified service.
4. Gases may only be located in 1-12 and D, H, L and no more than 12 per column.
5. No other services can be used on side of columns where control panels are used.
6. Electrical Services and other Accessories may only be used in locations A-O.
7. Electrical Services and other Accessories are not pre-installed on the column.
8. Wiring is not provided for 5 Pin Connectors, RJ-45 Data Jacks, or Grounding Receptacles.
9. **Customer to specify power wiring option.**
10. Pneumatic switch is always in location P.
11. Please specify column input - Nitrogen or Instrument Air.

Gas Service	Outlet Type				Service Location(s) Indicate location(s) with letter or number	Quantity
	Geometric Index	Pin Index	Latch Key	DISS		
Oxygen						
Nitrous Oxide						
Air						
Vacuum						
WAGD						
Nitrogen	NOT AVAILABLE					
Instrument Air						
Carbon Dioxide						
He-O ₂						
O ₂ -He						
CO ₂ -O ₂						
O ₂ -CO ₂						
Accessory Services						
Duplex Power Receptacle 125V, 20 AMP (Circle One Color)				Red		
				Ivory		
				Gray		
Duplex Power Receptacle 125V, 15 AMP (Circle One Color)				Red		
				Ivory		
				Gray		
Hubbellock® 23000HG Receptacle, 115V, 20 AMPS						
Future Electrical Provision						
Patient Monitoring Kit, Two 5 Pin Connectors						
I.V. Hooks						
RJ-45 Data Connection						
Vacuum Slide Bracket						
Grounding Receptacle						
Standard Power Wires						
Isolated Power Wires						
Pneumatic Switch				P	1	
TOTAL SELECTED SERVICES (GAS + ACCESSORY)						