



Make your **air system**
like **new again**

Medical LDD Dryer Retrofit




Make your air system like **new again**


BeaconMedæ's has designed a new retrofit LDD Medical Air Dryer that offers a small footprint which can easily fit into the existing medical air system design.

The innovative design ensures effective dryer operation under heavy duty conditions, guaranteeing the dew point performance. Built with a maintenance free 411 valve results in extraordinary reliability. The tight seal eliminates costly loss of air that is common in other valve designs. With customer Total Cost of Ownership in mind, the BeaconMedæ's retrofit LDD Medical Air Dryer introduces new technology with a reduction in energy costs, and an improved maintenance schedule.

LPS scroll medical air system



Retrofit LDD medical air dryer



Key features



Serviceability

- Dryer upgrade can be done directly in the field saving time and expediting service.
- Future maintenance is not a problem anymore - actual components have very short lead-time.



Minimal downtime

Upgrade kit pre-assembled at factory ensures service can be performed with minimal downtime.



Cost savings

With the new dryer you do not need to change your air system completely - you upgrade only the critical parts.



Peace of mind

Your maintenance costs will drop thanks to widely available modern components.



Compact design

The new dryer is designed to be compact and fit into tight places.



Full upgrade

With our Medical Air Dryer Retrofit package, your facility's medical air system becomes like new again. Our kits are designed to replace all commonly worn parts of the dryer at once, ensuring when a retrofit is complete, your system is running at its best.



Installation


Installation is performed by a BeaconMedæ's authorized service provider. Following installation, the service technician or provider will test to ensure your system is running properly.



Availability

For LPS Scroll Medical Air Systems, 2, 3, 5 and 7 HP range.

1




Preparation (eg. isolate the system, disconnect the electrical part)

2



Removal of the older dryer

3



Installation of the pre-assembled dryer and connection of the system



Complete
service
and support

We offer the industry's most comprehensive technical support. Whether you need a question answered, medical gas equipment repaired, or preventative maintenance program, BeaconMedaes is there for you. **Service is available 24 hours a day, 7 days a week (toll-free USA: 888-4MEDGAS or 888.463.3427).**



Life is in the details.®



www.beaconmedaes.com
© BeaconMedaes July 2021. 4107 9515 92