

Hose Assemblies



Aesthetic Design

Hose assemblies are available in a variety of lengths and gas services. They provide versatility where needed at an affordable price. They are capable of retracting when not in use and are color coded for easy identification. Available in DISS nut and nipple as well as Geometric, Pin Index and Latch Key type quick connects.

Ordering Instructions (see ordering chart on back)

1. Select the desired fitting for each end of the hose assembly one from (A) and one from (C) using the matrix shown.
2. Choose the appropriate part number according to the gas service required (B).
3. Replace the XX with a two digit number from the chart (D). This two digit number corresponds with the length of the hose required.

Example:

A desired hose assembly for oxygen that is five feet long and uses a Geometric valve on one end and a Diameter Index Safety System (DISS) nut and nipple on the other end would carry a part number of 132106-05.

Note:







Maximum length is thirty feet. For the hose assemblies and check valve installation, operating and maintenance instructions, order part number 847697-00. Unless otherwise specified, all assemblies utilize 1/4" ID hose.



BEACONMEDÆS[®]

Ordering Chart

Hose assemblies, check valves, fittings, and components
See chart instructions on front.

A CONNECTORS		B GASSES		C STEM ADAPTERS			
 Schrader quick connect		N ₂	139184-XX				
 DISS Nut & nipple		O ₂	132106-XX	132026-XX		132500-XX	
		N ₂ O	132107-XX	132027-XX		132501-XX	
		AIR	132110-XX	132028-XX		132502-XX	
		VAC	132111-XX	132029-XX		123503-XX	
		N ₂	132112-XX				
		CO ₂	132118-XX				
		WAGD	132364-XX	132401-XX		132504-XX	
 Geometric valve		O ₂	139103-XX	139012-XX			
		N ₂ O	139105-XX	139013-XX			
		AIR	139109-XX	139014-XX			
		VAC	139108-XX	139015-XX			
		VAC 5/16" ID	139500-XX	139501-XX			
		WAGD	139366-XX	139340-XX			
 Pin index valve		O ₂	139380-XX			139391-XX	
		N ₂ O	139381-XX			139392-XX	
		AIR	139382-XX			139393-XX	
		VAC	139383-XX			139394-XX	
		VAC 5/16" ID	139502-XX			139503-XX	
		WAGD	139384-XX			139395-XX	
 Latch key valve		O ₂	139370-XX		139396-XX		
		N ₂ O	139371-XX		139397-XX		
		AIR	139372-XX		139398-XX		
		VAC	139373-XX		139399-XX		
		VAC 5/16" ID	139504-XX		139505-XX		
		WAGD	139374-XX		139400-XX		
 DISS male valve		O ₂	139140-XX	139016-XX			
		N ₂ O	139141-XX	139017-XX			
		AIR	139142-XX	139018-XX			
		VAC	139143-XX	139019-XX			
		VAC 5/16" ID	139506-XX	139507-XX			
		N ₂	139144-XX				
		WAGD	139149-XX	139390-XX			
		CO ₂	139385-XX				

D HOSE LENGTH							
XX	LENGTH	XX	LENGTH	XX	LENGTH	XX	LENGTH
01	1 FOOT	06	6 FEET	12	12 FEET	32	38 INCHES
02	2 FEET	08	8 FEET	15	15 FEET	33	44 INCHES
03	3 FEET	09	9 FEET	22	22 FEET	34	50 INCHES
04	4 FEET	10	10 FEET	30	30 FEET	35	56 INCHES
05	5 FEET	11	11 FEET	31	32 INCHES	36	68 INCHES

Note:
¹ XX numbers 01 through 30 represent hose length in feet.
 DOES NOT INCLUDE END FITTINGS
² XX numbers 31 through 36 represent special application sizes (ceiling drop hoses) in inches.